

Kona Electric Series II



484km* on one charge

Introducing the updated Kona Electric Series II, combining the practicality of a stylish SUV with the ability to cover long distances on pure electric power. With a real world range of 484km* and a growing nationwide charging network, the entirety of New Zealand is at your fingertips. Drive wise and drive clean by driving Kona Electric and enjoy the ultimate freedom.

*WLTP (Worldwide Harmonised Light Vehicle Test) range. These figures may not reflect real life driving results, which will depend upon a number of factors including the starting charge of the battery, accessories fitted (post-registration), variations in weather, driving styles and vehicle load.





Elite model shown

Grille and twin headlight design



Elite model only

LED head lights and tail lights*



17" alloy wheel

Put it all behind you

Why follow the crowd when you can blaze your own trail with Kona Electric? With its unique closed-off front grille and futuristic 17" alloy wheels, Kona Electric looks different because it is different. Inside and out, it's packed with innovative technologies starting with its lithium-ion batteries that are liquid-cooled to ensure optimal performance and efficiency. Its batteries can be recharged up to 80% of capacity in just 64 minutes with Level II (50kW DC fast charging station) for minimal downtime.

*Elite model only

Choose your Kona



Kona Electric Elite in Dive in Jeju with black roof shown

Kona Electric

Engine and transmission

150 kW Electric Motor with 64 kWh Battery

Key specifications:

Safety

- 6 airbags
- Rear park assist system
- Rear view camera
- Hyundai SmartSense™ safety technology including
 - Blind-Spot Collision Avoidance (BCA)
 - Rear Cross-traffic Collision Avoidance (RCCA)
 - Lane Keeping Assist (LKA)
 - Forward Collision-Avoidance assist (FCA)
 - Rear Occupant Alert (ROA)
 - Safe Exit Assist (SEA)
 - Driver Attention Warning (DAW)
- Emergency Stop Signal (ESS)
- Electronic Stability Control (ESC)
- Tyre Pressure Monitoring System (TPMS)

Interior and technology

- Leather interior trim*
- Leather appointed steering wheel*

- 6 speaker audio system
- 8" touchscreen display with wireless Apple CarPlay™ and Android Auto® compatibility
- Bluetooth® connectivity
- Steering wheel controls for audio, phone and cruise control
- Front & rear USB inputs
- Power windows – front & rear
- Smart Cruise Control (SCC) with stop & go

Exterior and technology

- 17" alloy wheels
- Rear spoiler
- LED Daytime Running Lights (DRL)
- Automatic dusk sensing headlights with escort and welcome functions
- LED side repeaters integrated into side mirrors
- Roof rails
- Heat pump air-conditioning system



17" alloy wheels



Top-bottom split front headlights



Rear view camera



8" touchscreen with Apple CarPlay™ and Android Auto®

Kona Electric Elite

Engine and transmission

150 kW Electric Motor with 64 kWh Battery

Additional specification on Elite includes:

Safety

- High Beam Assist (HBA)
- Front park assist system

Interior and technology

- Heads-Up Display (HUD)
- Wireless charging pad**
- Heated front & rear outboard seats
- Ventilated front seats
- Heated steering wheel
- Power adjustable driver's seat – 8-way (including 2-way lumbar support)
- Power adjustable passenger's seat – 6-way
- 10.25" touchscreen display with Apple CarPlay™ and Android Auto® compatibility
- Satellite navigation with SUNA

* Finishes specified as leather contain a combination of genuine leather, polyurethane leather (leather substitute) and man-made materials.
** Compatible smart phones only.

traffic updates

- Harman Kardon premium audio system with 8 speakers including subwoofer
- Electro-Chromatic Mirror (ECM) – auto-dimming

Exterior and technology

- LED head lights
- LED tail lights
- Optional two-tone exterior colour



10.25" multimedia system with Harman Kardon premium audio system



Heads-Up Display (HUD)



Wireless charging pad**




Front Park Assist System




Kona Electric in Pulse Red shown

Clean and simple


One of the most striking things about the Kona Electric Series II is how quiet and smooth it is to drive. That's because the technology behind Kona Electric is perfectly simple - a 150 kW electric motor coupled to a 64 kWh battery, all governed by an advanced computer unit. All-electric mobility means a steep reduction in the number of moving parts which produce mechanical noise and vibration. So Kona Electric is whisper quiet and best of all, it generates absolutely zero emissions.



Permanent-magnet synchronous motor
The high voltage electric motor delivers an impressive 150 kW of power with a maximum torque of 395 Nm for instant and impressive acceleration.



64kWh lithium-ion polymer battery
The increased power density of this advanced battery delivers more performance and greater driving range. The battery is located low in the chassis for better handling characteristics. The battery is also water-cooled for better temperature management, durability and efficiency under all conditions.



Electric Power Control Unit
EPCU, the brain behind Kona Electric, is programmed to perform highly complex tasks regulating the various electrical and electronic systems and sub-systems such as the AC/DC Inverter, Low Voltage DC-DC Converter and Vehicle Control Unit.

3 ways to charge



1. In-Cable Control Box (ICCB) charging cable (30 hours)
Recharge your Kona Electric Series II practically anywhere. It's designed to connect to a standard 3 PIN wall socket and will recharge Kona Electric using household AC current.



2. Fast Charge Wall Box (9 hours 15 minutes)
The optional accessory wall box for your household improves charge times by utilising a high amperage power supply.



3. Up to 100 kW DC Public Rapid Charging Station (64 minutes to 80% charge for 50 kW charger)
The fastest way to charge your Kona Electric Series II. Utilising a powerful DC charging unit the rapid charger offers a fast and convenient solution to those out on the road.

* Charging times for the high voltage battery may vary as it is dependent on the condition of the high voltage battery, charger specifications and ambient temperature.

You're in full control

Everything you need is right at your fingertips. Switch between Drive, Neutral, Reverse and Park with a simple press of the button on the center console. The central gauge cluster is all-digital for quick and intuitive checking of key functions. Paddle shifters on the steering column offer fingertip control over the level of regenerative braking by sending more power to the wheels for quicker acceleration or to the battery for higher efficiency.



Drive mode system (4 modes)



Paddle shifter (regenerative braking control)



Elite model only
10.25" touchscreen premium audio with Harman Kardon speakers*



Electronic gear shift button



Kona Electric Elite interior shown

* Standard on Elite models.



Kona Electric interior shown



Elite model only

Wireless smartphone charging*



Smart proximity key with push button start



10.25" TFT colour supervision cluster



Touchscreen display with Apple CarPlay™ and Android Auto® compatibility

Connect to the road, and your world


With a host of advanced features, the Kona Electric Series II is designed for you to enjoy your love for technology whilst driving on the road.

A Heads-Up Display (HUD)* on the dashboard projects a virtual image of important data (like your speed) right in front of your eyes, so you never have to take them off the road.

We've integrated Apple CarPlay™ and Android Auto® too, so you can use the touchscreen display to safely play music, make calls or get directions to your next destination via the maps app on your smartphone device.

You'll also find wireless smartphone charging* in the centre console, so you'll always be able to easily recharge without the need for cables.

* Standard on Elite models. Compatible smart phones only.



Kona Electric in Pulse Red shown

Hyundai SmartSense™

Kona Electric in Pulse Red shown

Actively safe

There are two things we take very seriously – fun, and safety.

The Kona Electric Series II is fun to drive, but it's comforting to know that no matter where life takes you, you're protected by some of the most comprehensive, modern safety features in existence today. From a rigid body made of high strength steel for all-round protection, to 6 airbags and a rear view camera with rear parking sensors – everything we do is to help keep you out of harm's way.

Hyundai SmartSense™ is working to protect you too. Every feature in this suite of intelligent safety technologies has one thing in common – they've been developed to help keep you alert and avoid any dangers around you.

From alerting you to approaching objects and potential collisions, to helping you stay aware of what's happening in your blind spots, Hyundai SmartSense™ provides peace of mind for you, and for us.



Rear view camera

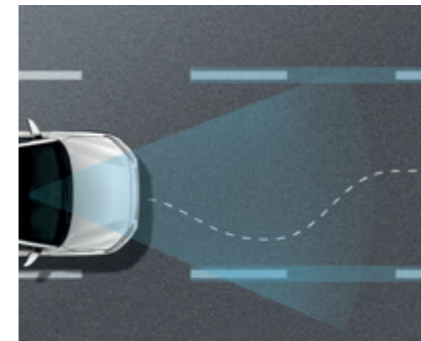


6 airbags



Driver Attention Warning (DAW)

This driver protection feature helps monitor driving patterns in order to detect reckless or fatigued driving and prevent potential accidents. If the system detects inattentive driving patterns, an audible sound and message on the display panel will bring this to the driver's attention.



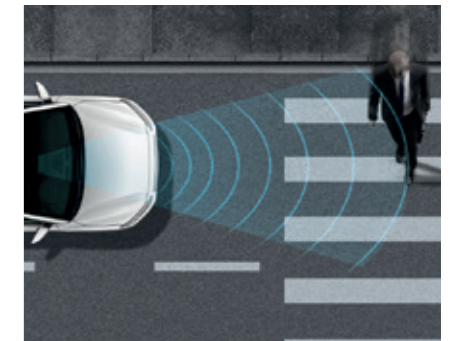
Lane Keeping Assist (LKA)

LKA provides steering intervention to assist the vehicle to stay in the centre of the lane. When the vehicle strays from the intended lane without indicators being activated, an audible and visual warning will be sounded.



Blind-spot Collision Avoidance (BCA)

When driving at a speed of 30km/h or higher, the BCA function will alert the driver to vehicles that enter the blind-spot and will even provide intervention if required.



Forward Collision-Avoidance Assist (FCA)

Combining radar and camera data, the FCA system autonomously activates the brakes when it detects dangerous and sudden braking by the car ahead, or movement of pedestrians and cyclists on the road.

Hyundai SmartSense™ is a registered trademark of Hyundai Motor Company. Safety features are not a substitute for attentive driving.

Hyundai Genuine Accessories

The Kona Electric Series II is an extension of your personality, and Hyundai Genuine Accessories can help make it even more unique. From roof racks to cargo liners, there's a suite of practical and stylish Hyundai Genuine Accessories to match.



Wallbox AC fast charger



Carpet cargo liner



Tailored carpet floor mats (set of 4)



Roof Racks



Tinted stylevisors (set of 4)




Hyundai's commitment to you

Our promise

We understand your decision to purchase one of our vehicles is not being made lightly and we thank you for putting Hyundai on your list. We know that by the time you decide which vehicle you want to purchase, you'll have had a good look at what's on offer in the market, and carefully weighed up the pros and cons of each. We hope you make the right decision for yourself. If you do decide to choose Hyundai, that won't be the end, it'll just be the start. Our goal is to live up to the confidence you've shown in us, by giving you the best customer service experience in New Zealand.

We call this the Hyundai Ownership Experience – which is a slightly corporate way of saying “we promise to look after you”.

The Hyundai Ownership Experience will actually start before you even have the keys in your hand, as your Hyundai dealer takes you through the things you need to know to get the most out of your new vehicle.



Personal handover

When you come in to pick up your new Hyundai, your dealer will take you through it from bumper to bumper. They'll show you where everything is and how everything works. They'll make sure you're across all those little things most people forget to ask about, like:

- » How to set up your mobile phone to work with Bluetooth
- » Where the tool kit is
- » How to connect and use your Apple CarPlay® or Android Auto®.
- » Where to find the first aid kit
- » How to register, setup and connect to Auto Link

They'll also check there's either a full tank of fuel or it's fully charged, that the vehicle is spotless inside and out, and that any accessories you specified are fitted just so.

This is also our opportunity to introduce you to the service team, who'll be looking after you in the years to come.

“THE DEALER EXPLAINED THE TUCSON TO ME AND WAS PATIENT WHEN WE HAD QUESTIONS.”

— GARY COCKRAM HYUNDAI CUSTOMER FROM CHRISTCHURCH

Meet the rest of the family

There's a good reason why your dealer will introduce you to the rest of the family. They're the people entrusted to be hands-on through your Hyundai Ownership Experience – the team who'll look after you and your vehicle when you come in for scheduled servicing.

There's no charge for the first service, and it happens after the first month on the road. Then it happens every 10,000 / 15,000 km*.

It's always good to be able to put a face to a name. And knowing them means you can call personally to discuss any concerns. Our people are experts at what they do and keen to show you how good they are. It's a pride thing and we encourage it.

A superb warranty and Roadside Assistance

Every new Hyundai is protected by our 3 year / 100,000 km factory warranty. In a nutshell, if there's any manufacturing issues, we'll fix them. But there's more.

Hyundai Roadside Assistance is included as part of our new vehicle warranty. It means if you should have an accident, puncture a tyre or run out of fuel anywhere in New Zealand, we'll send someone to get you up and running again – 24 hours a day, 365 days a year.

Extending your warranty beyond the factory period can make your ownership experience better yet. It's certainly worth considering. Our extended warranties can later be on-sold with the vehicle, something sure to increase its eventual resale value.



Servicing from trained Hyundai experts

Regular scheduled servicing within our network has real benefits.

Our specialist technicians use Hyundai diagnostic equipment to spot things that may be missed by the untrained eye.

We use genuine Hyundai parts, of course. These are built and tested to be specifically correct for your vehicle and are covered by a 1 year / 20,000 km warranty.

Your safety and the safety of your passengers are our number one priority. We can't vouch for the safety or performance of non-Hyundai parts. They only have to be slightly off or incorrectly installed and the integrity of your vehicle will be compromised.

If the cost of servicing is a concern for you, committing to a pre-paid service contract from day one will cost you less in the long run. You can sign up for these to cover your servicing needs for every service interval, which is every 10,000 / 15,000 km* or yearly (whichever happens first). You can do this for as many years as you want, and they're available for any Hyundai, no matter how old.



*Servicing for petrol turbo models is every 10,000 km or 12 months (whichever occurs first)

Insurance

Our insurance offering is part of Hyundai's commitment to improving your ownership experience.

Hyundai Insurance offers several exclusive benefits not available with other motor vehicle policies. For example, if your Hyundai is still in factory warranty, was purchased from a Hyundai dealer in New Zealand and is damaged beyond repair, we'll replace it with a brand new one*.

There's no excess if your glass is broken (up to \$2,000 cost), and we'll cover (up to \$1,500 cost) for the trailer you were towing if that's damaged*.

You can be sure only guaranteed, genuine Hyundai parts will be used in repairs**, and that only approved repairers will be working on your vehicle.

We also offer a Hyundai Insurance specific 24 hour assistance number: 0800 123 266.

*See your Hyundai dealer for full terms and conditions.
**Applies to new vehicles for five years.

Hyundai Fleet

If you're looking for the right vehicles for your business, Hyundai has the perfect fleet solution for you.

Whatever your business size or requirements, you can get the job done by choosing from Hyundai Fleet's diverse range of models and trucks, all of which offer the latest in technology, efficiency, safety and style. And as a Fleet customer, you have the flexibility of a range of ownership and leasing options, as well as tax benefits and great value servicing.

So, from the city loving i20 to the cargo carrying iLoad, our fleet services can provide the right vehicles to help drive your business forward. For more information visit www.hyundai.co.nz/fleet



In the company of Kiwis

The Hyundai brand has grown rapidly into a global auto industry powerhouse. But first and foremost, Hyundai New Zealand is a New Zealand company.

Hyundai New Zealand is 100% kiwi owned and all our Hyundai dealers are 100% NZ operated. That's something we're pretty proud of.

This structure gives you the best of both worlds. The benefits of global resources and the huge investment in Research & Development that Hyundai makes, combined with our local commitment and understanding.

We're also very aware of what it means to be a New Zealand company. Our commitment to being a good Kiwi citizen starts with our treatment of customers and extends out into their communities.

We've actively supported the National Agricultural Fieldays for over a decade. We sponsor Hyundai Country Calendar, put money into NZ sailing, and are major sponsors of the Spirit of

Adventure Trust. We're also extremely proud of our New Zealand sponsorship of Kiwi rally driver, Hayden Paddon.



Our sponsorships allow us to offer customers the chance to join us as VIP guests at many of our events, including on board the Spirit of New Zealand and at Fieldays. Look out for these invites from time to time.

The Hyundai Experience will continue to grow and expand. We really want to give you the most rewarding experience you've ever had with a company.



Hyundai Country Calendar visits Doug Avery and his mates on his North Island farm for a yarn.

The Pinnacle Programme

The Pinnacle Programme is a unique scholarship, backed by Hyundai New Zealand, which provides talented young New Zealanders between the ages of 15 and 18 with the foundations for future success. The Programme is open to young kiwis with talent in all areas of endeavours, including, but not limited to, art, sport, science and business.

WWW.PINNACLEPROGRAMME.CO.NZ



Future New Zealand leaders as part of the Pinnacle Programme spend 21 days on New Zealand's iconic Outward Bound programme in Anakiwa, at the top of the South Island.



Hyundai Ambassador Team

Speaking of 0800 numbers, if you dial 0800 HYUNDAI (498 632), you'll be talking directly to one of our Hyundai Ambassador Team members in New Zealand. We operate a local call centre. Our team are trained to support you with any concerns, and they'll be able to help you out with anything you need them to.

We respond to every request, no matter how big or small, as quickly as we can. That's the New Zealand way of doing things, and it's our way too.

If it's an emergency you'll be put straight through to our Roadside Assistance team, who are trained to deal with any situation and will get someone out to you as quickly as possible if that is what is required.

JOIN US ON WWW.FACEBOOK.COM/HYUNDAINZ

Specifications

CAR TYPE	KONA ELECTRIC SERIES II	KONA ELECTRIC ELITE SERIES II
ENGINE		
Permanent Magnet Synchronous Motor (PMSM)		
Maximum power (kW/rpm)	150 kW	
Maximum torque (Nm/rpm)	395 Nm	
Heat Pump System	•	•
TRANSMISSION		
3 levels of brake regeneration including automatic mode	•	•
Paddle shifters for brake regeneration levels	•	•
CHASSIS		
Front suspension	MacPherson strut suspension with coil springs, gas-filled shock absorbers and anti-roll stabiliser bar	
Rear suspension	Multi link with coil springs and gas-filled shock absorbers	
WHEELS AND BRAKING SYSTEM		
Wheel size & type	17" x 6.5J Alloy	17" x 6.5J Alloy
Tyre	Michelin 215/55 R17	Michelin 215/55 R17
Tyre Pressure Monitoring System (TPMS)	•	•
Spare wheel type	Kit	Kit
Braking system	Power assisted braking system with ventilated front disc and solid rear disc brakes with ABS, EBD and BAS	
STEERING		
Electric motor driven power steering	•	•
Manual tilt and telescopic adjustment	•	•
Minimum turning radius - kerb to kerb (m)	5.2	5.2
SAFETY FEATURES		
ABS braking with Electronic Brake-Force Distribution (EBD)	•	•
Brake Assist System (BAS)	•	•
Electronic Stability Control (ESC)	•	•
Traction Control System (TCS)	•	•
Vehicle Stability Management (VSM)	•	•
Blind-spot Collision Avoidance assist (BCA)	•	•
Rear Cross-traffic Collision Avoidance assist (RCCA)	•	•
Forward Collision-Avoidance Assist (FCA) with cyclist & pedestrian detection	•	•
Smart Cruise Control (SCC) with stop & go	•	•
Lane Keeping Assist (LKA)	•	•
Lane Following Assist (LFA)	•	•
Driver Attention Warning (DAW)	•	•
High Beam Assist (HBA)	-	•
6 Airbags (Dual Front, Side, Curtain Airbag)	•	•
Front seatbelt pretensioners and load limiters	•	•
3-point tether child seat anchor points	•	•
ISOFIX child seat anchor points	•	•
Height adjustable seatbelts (front)	•	•
3-point lap diagonal (ELR) seatbelts	•	•
Child safety rear door locks	•	•
Electro Chromatic rear-view Mirror (ECM)	-	•
Automatic dusk sensing headlights	•	•
Rain sensing wiper system	•	•
Rear park assist system	•	•
Front park assist system	-	•
Reversing camera	•	•
First aid kit	•	•
EXTERIOR FEATURES		
Electrically adjustable side mirrors	•	•
Electric folding side mirrors	•	•
Heated side mirrors	•	•
LED front headlights	-	•
LED Daytime Running Lights (DRL)	•	•
LED rear tail lights	-	•
Rear spoiler with high mounted LED stop light	•	•
Privacy glass	•	•
Solar glass	•	•

CAR TYPE	KONA ELECTRIC SERIES II	KONA ELECTRIC ELITE SERIES II
INTERIOR FEATURES		
Full Leather interior trim **	•	•
Leather steering wheel trim **	•	•
Driver seat 8-way electric sliding, reclining, height and lumbar adjustable	-	•
Passenger seat 6-way electric sliding, reclining and height adjustable	-	•
Heated front seats	-	•
Heated rear outboard seats	-	•
Ventilated front seats	-	•
Heated steering wheel	-	•
Power windows	•	•
Wireless smart phone charging ***	-	•
Heads-Up Display (HUD)	-	•
Rear seat 60:40 split folding function	•	•
SECURITY		
Proximity key and engine start / stop button	•	•
Keyless entry with anti-theft alarm	•	•
Engine immobiliser	•	•
Hyundai Active Locking Operation (HALO) including speed sensing auto door locking	•	•
COMFORT AND CONVENIENCE		
8" touch screen audio system with radio, MP3	•	-
10.25" touch screen audio system with radio, MP3	-	•
Satellite navigation	-	•
Apple CarPlay & Android Auto compatibility	•	•
Harman Kardon premium audio system with 8 speakers including subwoofer	-	•
4 speakers and 2 tweeters	•	-
Bluetooth voice recognition handsfree phone system	•	•
Steering wheel mounted audio and cruise controls	•	•
3 USB inputs (2 x front, 1 x rear)	•	•
Automatic climate control air-conditioning with pollen filter	•	•
Automatic windscreen defog	•	•
Trip computer including distance to empty, average energy consumption, average speed and outside temperature display	•	•
10.25" colour full TFT driver information display	•	•
Illuminated vanity mirror in driver and front passenger sunvisors	•	•
WEIGHTS AND CAPACITIES		
Battery capacity	64 kWh	
Battery type	Lithium-Ion Polymer with water cooling	
On Board Charger (OBC)	7.2 kWh	
Boot capacity (VDA litres) - seats down	1,114	
Boot capacity (VDA litres) - seats up	332	
Kerb weight (kg) lightest / heaviest	1,685 / 1,743	
Towing capacity	Not rated for towing	
EXTERIOR DIMENSIONS		
Wheelbase (mm)	2,600	2,600
Overall length (mm)	4,205	4,205
Overall width (mm)	1,800	1,800
Overall height (mm)	1,570	1,570
Wheel track - front / rear (mm)	1,563 / 1,572	1,559 / 1,568
Overhang - front / rear (mm)	860 / 720	860 / 720
Minimum ground clearance (mm)	158	158
SUSTAINABILITY		
Electric driving efficiency - combined (Wh/km)*	147	147
Combined fuel economy (litres / 100km)*	N/A	N/A
CO2 emissions (g/km)	0	0
Driving range (WLTP)*	484 km	484 km
WARRANTIES		
10 year / 200,000 km anti perforation corrosion body warranty	•	•
3 year / 100,000 km mechanical warranty	•	•
3 year / 100,000 km roadside assistance package	•	•
8 year / 160,000 km high voltage battery warranty	•	•
• : Standard - : Not Available		

Specifications, features, equipment and colours shown in this brochure are subject to change without notice or obligation. *Energy consumption figures are based on WLTP tests and factory information. These figures are provided to assist you in comparing the fuel consumption of the Kona Electric range with other vehicles. The actual energy consumption will depend on many factors, including your driving habits, the prevailing conditions and your vehicle's equipment, condition and use. **Finishes specified as leather contain a combination of genuine leather, polyurethane leather (leather substitute) and man-made materials. ***Compatible smart phones only.

Colour range

Exterior colors



Atlas White



Cyber Grey



Dark Knight



Dive In Jeju



Galactic Grey



Ignite Flame



Misty Jungle



Phantom Black



Pulse Red



Surfy Blue

Two tone options



Phantom Black
(only available with Elite model)

Seat trims



Leather* - Black

*Finishes specified as leather contain a combination of genuine leather, polyurethane leather (leather substitute) and man-made materials.

Specifications

TYPE		64.0 KWH BATTERY
Engine type	Permanent-Magnet Synchronous Motor (PMSM)	
Max. Power (kW)	150	
Max. Torque (Nm)	395	
Max. Speed (kph)	167	
Aero drag (Cd)	0.288	
Suspension Front	McPherson strut type	
Suspension Rear	Multi-link type	
Wheel	7.0J x 17 alloy wheel	
Tyre	215/55 R17	
DIMENSIONS		
Head room (mm)	Front / Rear	1,005 / 957
Leg room (mm)	Front / Rear	1,054 / 848
Shoulder room (mm)	Front / Rear	1,410 / 1,385

- * The above values are results from internal testing and are subject to change after validation.
- * Some of the equipment illustrated or described in this catalog may not be supplied as standard equipment and may be available at extra cost.
- * Hyundai New Zealand reserves the right to change specifications and equipment without prior notice.
- * The colours shown may vary slightly from the actual colours due to the limitations of the printing process.
- * Please consult your dealer for full information and availability on colours and trims.

Unit : mm


Wheel tread 1,564	Wheel tread 1,575
Overall width 1,800	Overall width 1,800




Wheel base	2,600
Overall length	4,180

Overall height
1,570

Call our Hyundai Ambassador Team on **0800 HYUNDAI (498 632)**
or email us at customerservice@hyundai.co.nz

 Join Hyundai NZ on Facebook www.facebook.com/hyundaiNZ

 See our videos at www.youtube.com/hyundaiNZ

 Follow us on Instagram @HyundaiNZ

www.hyundai.co.nz