



ISUZU

**MU-X  
TOUGH**

*MU-X*



# **TOUGH REDEFINED**

---

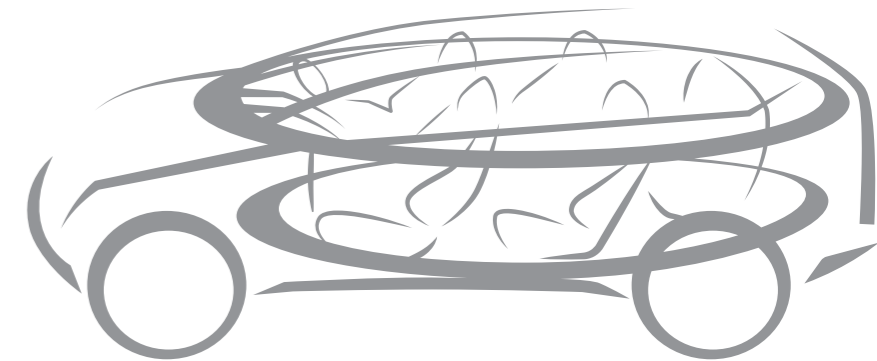
It takes strength and a keen desire to begin a new journey, where every path is full of new challenges.

The new ISUZU MU-X, the elegant and capable utility vehicle with distinctive design and performance, elevates your driving experience to a whole new level.

Engineered under the concept “**Robust and Exclusive**”, the new ISUZU MU-X has been designed for excellence in both performance and style.

**Robust** represents ISUZU's identity as an expert in engineering tough, powerful and reliable vehicles to assure your confidence driving in any circumstance, while **Exclusive** represents excellent design that balances styling, versatility and comfort together with advanced safety features and state-of-the-art equipment to ensure pleasure of ownership.

Now you can go out and let your adventurous spirit take you wherever your heart desires. Make every ride a sensational journey. And take pride in your exclusive experience like no others.





# EMOTIONAL and SOLID

Uniquely designed under the concept of “Emotional and Solid”, the new ISUZU MU-X reflects its distinct identity through the strong yet luxurious looks that creates the pleasure of ownership, and the excitement to keep driving to explore new horizons.

The crafted design of the new ISUZU MU-X is stylishly reflected in all aspects. Every detail is all about achieving perfection - from the combination of premium materials, to the contrasting texture and color that create a whole new level of elegance. The upper body expresses the feeling of exciting acceleration through a dynamic speed line, while the lower body's solid statement represents self-confidence and strength.

Besides the sense of styling, ISUZU MU-X's design also comes with improvements of functional benefits, including an aero dynamic body which not only adds up to a sleek look, but also reduces fuel consumption and wind noise, the stylishly designed Roof Rail with increased load capacity, and the wider Sidestep which enables easier entry and exit.

Take a ride of pride in this masterpiece of design that will drive your satisfaction to the fullest.




[A] **World Cross Flow Front Grille** uniquely designed with emphasis on texture and color contrasts to enhance the powerful and sporty appearance.

[B] **Arrow Signature Bi-LED Headlamps with Daytime Running Lights** provide wide and powerful light, with a captivating look from every angle.

[C] **Winglet Signature Rear Combination LED Tail Lamps** with 3D dynamic design create a sense of depth to convey high quality.

[D] **Stylish Alloy Wheels** enhance a sensational and dynamic look.



# SOPHISTICATION in STYLE

The new ISUZU MU-X's interior is elaborately created with Fine, Rich & Impressive Craftsmanship, which is reflected through the exquisite selection of high quality materials that bring pleasure not only to your eyes, but also to your touches and senses. From the seamless design of front and center consoles that forms an elegant T-shape look, the refinement of bolster seats from surfaces to stitches, complemented with emotional ambient lights on roof and side doors, and many more details to embrace you with elevated contentment.

Apart from the crafted luxury, the new ISUZU MU-X also provides convenience for all users by making use of the 'Universal Design' concept, with the combination of Comfortable, Easy to use, and Flexibility as the three core elements.

**Comfortable** includes the increased cabin space, new design of seat construction, ease of entry and exit, and reduced noise from both road and wind from Insulators and Deadeners installed in various parts of the car. Easy to use defines the simplified intuitive operation and easy-to-reach positions of controls and switches, with larger MID and Infotainment display for an easy assessment at a glance. **Flexibility** allows versatile options for use in different circumstances.

Drive, relax, and let the luxurious comfort from ISUZU MU-X embrace you throughout the journey.



**8-way Adjustable Driver's Power Seat with Lumbar Support**, and 4-way Power Adjustable Front Passenger Seat provide the perfect posture of both driver and front passenger



**Multi-functional Steering Wheel with Tilt and Telescopic function** are ergonomically designed for convenience of driving and intuitive features control.



**Infotainment Display with AppleCarplay and Android Auto support** enables easier connection to entertainment and other features from smartphones.



**Dual Zone Automatic Air Conditioning** allows individualized temperature adjustments with two separated evaporator units ensure desirable coolness throughout the cabin.





# INTELLIGENT ENGINEERING


For over a century, ISUZU has gained a worldwide reputation as one of the most experienced experts in automotive engineering - specifically with diesel engine and body structure - to create vehicles that represent the perfect balance of power, durability, and economy.

Built upon the legacy of ISUZU's world renown diesel engineering, the new ISUZU MU-X comes with a powerful and reliable engine.


The improved engine delivers superior performance from its substantial enhancement of higher torque at low rpm, boosted turbo charger, precise fuel injection, and less engine noise, allowing you to go further - whether in a city commute or an outdoor trip, with more confidence. Also, the latest emission standards approved and impressive fuel efficiency makes your journey with the new ISUZU MU-X even more satisfying.

The durability of ISUZU is not limited only to its diesel engine. The advanced platform which includes the rigid body structure, newly developed front and rear suspensions, and a stronger chassis with new cabin mount type also assure better stability in performance with an uncompromising spirit of fun-to-drive whenever on the road.

It's time to unleash your power, and take a bold step towards extraordinary drive force.




• **Ultra-High Tensile** body structure is lightweight yet possess outstanding strength.




• **Double Wishbone Front Suspension** with high mount suspension control arm improves cornering ability for consistent driving comfort.



• **Multi 5-link Rear Suspension** optimizes stability by re-allocating the lateral link position to a higher roll center.



• **Larger Chassis Side Rails** with increased inner side rail reinforcement allows 23% increase in torsional rigidity.



**ISUZU 4JJ3 3.0L Engine**  
Max Power 140 kW @ 3600 rpm / Max Torque 450 Nm @ 1,600 - 2,600 rpm



A



B



C



D

# MORE to EXPLORE

**As a true off-road vehicle, The new ISUZU MU-X is built tougher and wilder than ever. With 4WD performance enhanced to maximum capability, you can explore beyond boundaries, no matter how tough the roads or how rough the terrain.**

The impressive performance of the new ISUZU MU-X has been developed in several aspects, including the improved 4x4 angles, higher ground clearance, turning radius as small as 5.7m, with underbody protection to raise your confidence while overcoming difficulties.

In addition, the bigger 80L fuel tank enables long and boundless journeys, with bigger 3.5t Towing Capacity to provide powerful towing of boats, caravans, or trailers on any trip.

From now on, your call for excitement will be answered and your craving for adventure will be fulfilled experiencing the excellent performance of the new ISUZU MU-X.



[A] Rough Terrain Mode enhances driving performance on rough and tough road conditions.

[B] 4WD shift-on-the-fly allows quick and easy switching between 2WD and 4WD drive modes.

[C] Electronic Diff-Lock provides better traction on demand to overcome any obstacle.

[D] 800mm Wading Depth increases confidence when driving across floods or streams.

# INNOVATED CONVENIENCE

When it comes to smart and convenient life on the go, the new ISUZU MU-X always makes a statement.

The wide and spacious cabin comes with comfortable seating for 7 people, which enable adjustments in various patterns including Fold Flat to allow maximum luggage loading. The second and third row seats are wider and more reclinable for extra comfort on a long journey. The significantly increased distance between the door trailing edge and the users' face allows easier entry and exit. Also, Infrared and UV Cut windshield protect driver and passengers from harmful rays, and Rain Sensing Wipers help detect liquid and clean the windshield when needed, so you can enjoy every ride with unlimited satisfaction.

The new ISUZU MU-X also comes fully-featured with a wide-range of innovative technologies to assure you of superior comfort and convenience on any trip.



**The Second and Third Row Seats Adjustment Capabilities** allow more cargo space for enhanced flexibility to suit all lifestyles.



**Power Tailgate with Jam protection** enables easier and safer luggages loading.



**Remote Engine Start** allows you to start the engine and pre-warm/cool the interior before getting in the vehicle.



**Electronic Parking Brake** with Auto Brake Hold provides more convenience while driving in city traffic.



**USB Charging Stations** throughout the cabin provide power for uninterrupted use of mobile devices.



**Follow Me Home** keeps the headlamps on for 30 seconds after the engine is turned off.



**Walk Away Auto Lock** automatically locks the door when you are 3 meters away from the vehicle.



**Welcome Light lights** up the cabin when approaching the vehicle within a distance of 2 meters.



PRE CRASH SAFETY

#### PRE CRASH SAFETY

• **Forward Collision Warning (FCW)** warns the driver if front collision is likely to occur, with Autonomous Emergency Braking (AEB) automatically stopping the car if there is no drivers' intervention. • **Turn Assist (TA)** automatically brakes the vehicle if another vehicle is detected coming towards you while turning. • **Mis-acceleration Mitigation (MAM)** automatically cuts off the engine when the accelerator is mistakenly engaged.



SPEED ASSIST

#### SPEED ASSIST

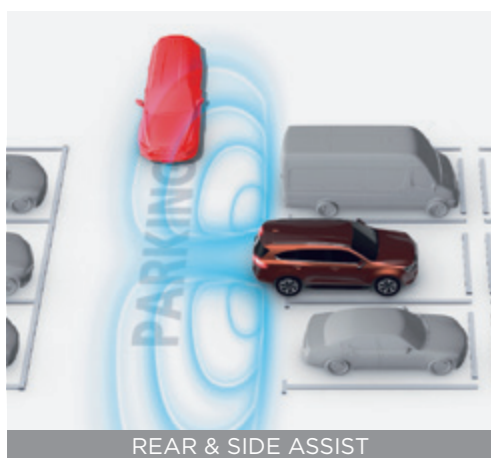
• **Adaptive Cruise Control with Stop & Go (ACC)** will automatically adapt your speed to the same level with the vehicle in front, with Stop and Go function allowing automatic complete stop and continue. • **Traffic Sign Recognition (TSR)** provides helpful information on MID display when passing various traffic signs, and works with **Intelligent Speed Limiter (ISL)** which allows the driver to easily set the cruising speed based on the signs.



LANE SUPPORT

#### LANE SUPPORT

• **Lane Departure Warning (LDW)** alerts the driver when the vehicle appears to be crossing lanes unintentionally. • **Lane Departure Prevention (LDP)** assists the force on the steering wheel to pull the vehicle back into its lane. • **Lane Keep Assist System (LKAS)** works with Adaptive Cruise Control to help keep the vehicle in the middle of the lane while driving. • **Emergency Lane Keeping (ELK)** assists the force on the steering wheel to pull the vehicle back into its lane when there's an attempted lane change while another vehicle approaches from behind in the adjacent lane. • **Driver Monitoring (DM)** alerts the driver to take a rest when signs of fatigue are detected.



REAR & SIDE ASSIST

#### REAR & SIDE ASSIST

• **Blind Spot Monitoring (BSM)** alerts the driver when another vehicle is in the blind spot. • **Rear Cross Traffic Alert (RCTA)** detects vehicles or objects approaching in the rear and alerts the driver while reversing the car.

#### PARKING AID SYSTEM

• **Parking Aid** the sonar detects front and rear vehicles or objects to allow easy and convenient parking.

#### POST CRASH SAFETY

• **Multi-Collision Brake (MCB)** automatically stops the vehicle from moving in the event after a collision to reduce the risk of multiple collisions.

#### HEADLAMP CONTROL

• **Automatic High Beam (AHB)** automatically switches from high to low beam when detecting preceding or oncoming vehicles.



# ADVANCED SAFETY


The new ISUZU MU-X's latest Advanced Driver Assistance Systems (ADAS) which features 3D Imaging Stereo Camera, Rear Radars, and Electronic Power Steering (EPS) provide better protection and prevention from possible dangerous incidents. The cutting-edge safety technologies enhance accurate detection of front and rear objects, and calculate and notify the driver with visual and audio alerts to avoid accidents.

Moreover, the new ISUZU MU-X provides you with a wide array of safety features, both active and passive, to elevate your peace of mind on every journey.

Now you can be assured of the fullest protection whenever, and wherever you go.



• **8 SRS Airbags** maximize safety for all passengers.



• **Strong Cabin Structure** provides improved protection for all passengers.



• **Additional Rear Cross Member** increases occupant protection in case of side or rear collisions.



• **Bigger Brake Unit** reduces brake noise, improves brake feel and service life.



# SPECIFICATIONS

Series	Isuzu 4JJ3-TCX
Description	3.0 litre turbo diesel, in-line 4-cylinder, DOHC, 16-valve with Diesel Particulate Diffuser (DPD)
Maximum torque	450Nm @ 1600-2600 rpm (automatic)
Maximum power	140kW @ 3600 rpm
Bore x stroke	95.4mm x 104.9mm
Displacement	2999cc
Compression ratio	16.3 <span> </span> : 1
Cylinder head	Isuzu-patent special aluminium alloy
Valve gear	Chain-driven dual overhead camshafts, roller rockers, 4 valves/cylinder
Induction	Electronic high pressure common rail direct fuel injection with VSS (Variable Swirl System) and intercooled electric control VGS (Variable Geometry System) turbocharger
Cylinder block	Cast iron upper with induction-hardened cylinder bores, cast alloy lower
Emission level	Euro5
Alternator	120 amp with Intelligent Battery Sensor (IBS)

Ladder frame chassis constructed with high-tensile steel with 9 crossmembers
<b>Front suspension</b> <p>Independent, high-ride, coil springs, gas shock absorbers, upper and lower wishbones, stabiliser bar</p>
<b>Rear suspension</b> <p>Multi-link coil suspension, gas shock absorbers, stabiliser bar</p>

Electric power steering with speed-sensing steering feel (light at low speed, heavy at high speed); tilt and telescopic adjustable steering wheel
Engine-speed-sensitive variable capacity Electric power system; 3.84 turns lock-to-lock via tilt-adjustable steering wheel

Anti-lock Brake System (ABS) with Electronic Brakeforce Distribution (EBD), Electronic Stability Control (ESC), Emergency Brake Assist (EBA), Traction Control System (TCS), Rollover Mitigation, Hill Start Assist (HSA), Hill Descent Control (HDC) and Trailer Sway Control (TSC)
320mm dia. ventilated front discs with 2-piston calipers, 318mm rear disc brakes
Power-assisted via 10” servo unit; central electric parking brake

\* The new Isuzu Three (3) Year Warranty period expires three (3) years from the date of first registration new in New Zealand or 100,000 km, whichever occurs first.

Automatic	Aisin AWR6B45 II 6-speed with sequential shift and brake shift lock electronically controlled, tri-mode with fuel-saving lock-up torque converter on gears 3, 4, 5 and 6 <ul style="list-style-type: none"><li>Uphill/Downhill Transmission Control: holds gear in varied-gradient ascents, selects gear on steep descents to hold speed with engine braking</li></ul>
Ratios:	6-speed Automatic
1st	3.600
2nd	2.090
3rd	1.488
4th	1.000
5th	0.687
6th	0.580
Reverse	3.732
Final drive	4x4 3.727
	Snorkelled diff breathers to increase fording depth and reduce mud blockage
Transfer gearing	4x4 low-range 2.482
	4x4 high-range 1.000
4x4 system	“Terrain Command” control with ‘shift on the fly’ 2-high - 4-high selection at up to 100km/h, 4-low with rear differential lock
Drivetrain system	TCS (Traction Control System)

<b>Front</b> <p>Independent 4x4: fully floating with outer CV, inner double offset joints and equal length driveshafts. Rating: 1450kg</p>
<b>Rear</b> <p>Rigid semi-floating banjo with hypoid final drive and dual tapered needle roller bearings. Rating: 1650kg</p>

Wheels	20” x 7.5” alloy; 265 / 50 R20 Highway-Terrain
Spare wheel	Full size alloy spare wheel & tyre

Warranty	For the ultimate peace of mind, every Isuzu MU-X comes standard with a comprehensive, bumper-to-bumper 3 years/100,000km warranty*.
Roadside Assistance	Enjoy up to 3 years or 100,000km of roadside assistance, whichever occurs first.

IDAS	Every MU-X comes with Isuzu’s Intelligent Driver Assistance System (IDAS#) built-in to protect and enhance the driving experience. IDAS includes smart technologies as well as other passive and active safety features.
------	--------------------------------------------------------------------------------------------------------------------------------------------------------------------------------------------------------------------------

#IDAS features are designed to assist the driver, but should not be relied upon nor used as a substitute for safe driving practices. Feature operation may vary in different driving conditions. For full explanation of limitations, see Owner’s &amp; Driver’s Manual.

ANCAP RATING	5 star ANCAP (2020 Criteria)
--------------	------------------------------

<b>Variant</b>	<b>MU-X</b>
<b>Safety Features:</b>	<b>3.0 Diesel 4x4</b>
4-channel 4-sensor Anti-lock Brake System (ABS) with Electronic Brakeforce Distribution (EBD)	<div><ul style="list-style-type: none"><li><div><span></span></div></li></ul></div>
Electronic Stability Control (ESC)	<div><ul style="list-style-type: none"><li><div><span></span></div></li></ul></div>
Traction Control System (TCS)	<div><ul style="list-style-type: none"><li><div><span></span></div></li></ul></div>
Emergency Brake Assist (EBA)	<div><ul style="list-style-type: none"><li><div><span></span></div></li></ul></div>
Hill Start Assist (HSA)	<div><ul style="list-style-type: none"><li><div><span></span></div></li></ul></div>
Hill Descent Control (HDC)	<div><ul style="list-style-type: none"><li><div><span></span></div></li></ul></div>
Autonomous Emergency Braking (AEB)	<div><ul style="list-style-type: none"><li><div><span></span></div></li></ul></div>
Turn Assist with AEB	<div><ul style="list-style-type: none"><li><div><span></span></div></li></ul></div>
Post-Collision Braking	<div><ul style="list-style-type: none"><li><div><span></span></div></li></ul></div>
Forward Collision Warning (FCW)	<div><ul style="list-style-type: none"><li><div><span></span></div></li></ul></div>
Misacceleration Mitigation	<div><ul style="list-style-type: none"><li><div><span></span></div></li></ul></div>
Adaptive Cruise Control (ACC) with Stop and Go functionality	<div><ul style="list-style-type: none"><li><div><span></span></div></li></ul></div>
Traffic Sign Recognition (TSR)	<div><ul style="list-style-type: none"><li><div><span></span></div></li></ul></div>
Intelligent Speed Limiter	<div><ul style="list-style-type: none"><li><div><span></span></div></li></ul></div>
Manual Speed Limiter	<div><ul style="list-style-type: none"><li><div><span></span></div></li></ul></div>
Lane Departure Warning (LDW)	<div><ul style="list-style-type: none"><li><div><span></span></div></li></ul></div>
Lane Departure Prevention (LDP)	<div><ul style="list-style-type: none"><li><div><span></span></div></li></ul></div>
Lane Keep Assist (LKA)	<div><ul style="list-style-type: none"><li><div><span></span></div></li></ul></div>
Emergency Lane Keeping (ELK)	<div><ul style="list-style-type: none"><li><div><span></span></div></li></ul></div>
Driver Attention Assist	<div><ul style="list-style-type: none"><li><div><span></span></div></li></ul></div>
Blind Spot Monitoring (BSM)	<div><ul style="list-style-type: none"><li><div><span></span></div></li></ul></div>
Rear Cross Traffic Alert (RCTA)	<div><ul style="list-style-type: none"><li><div><span></span></div></li></ul></div>
Reversing camera	<div><ul style="list-style-type: none"><li><div><span></span></div></li></ul></div>
Rear parking sensors	<div><ul style="list-style-type: none"><li><div><span></span></div></li></ul></div>
Front parking sensors	<div><ul style="list-style-type: none"><li><div><span></span></div></li></ul></div>
8 Airbags: dual front, curtain, side, driver’s knee and far side airbags	<div><ul style="list-style-type: none"><li><div><span></span></div></li></ul></div>
Passenger side SRS airbag on/off switch	<div><ul style="list-style-type: none"><li><div><span></span></div></li></ul></div>
Height-adjustable upper mounts for front seat belts	<div><ul style="list-style-type: none"><li><div><span></span></div></li></ul></div>
Pre-tensioners with load limiters for front seat belts	<div><ul style="list-style-type: none"><li><div><span></span></div></li></ul></div>
Pre-tensioners with load limiters for outer 2nd row belts	<div><ul style="list-style-type: none"><li><div><span></span></div></li></ul></div>
3-point retractable seat belts for all rear and centre seating positions	<div><ul style="list-style-type: none"><li><div><span></span></div></li></ul></div>
Intelligent seatbelt reminder (all seats)	<div><ul style="list-style-type: none"><li><div><span></span></div></li></ul></div>
2 childseat tethers and ISOFIX compatible anchor points	<div><ul style="list-style-type: none"><li><div><span></span></div></li></ul></div>
Height-adjustable head restraints for full-size seats	<div><ul style="list-style-type: none"><li><div><span></span></div></li></ul></div>
Child-proof rear door locks	<div><ul style="list-style-type: none"><li><div><span></span></div></li></ul></div>
Single 10 inch servo brake master cylinder	<div><ul style="list-style-type: none"><li><div><span></span></div></li></ul></div>
Side anti-intrusion bars inside all doors	<div><ul style="list-style-type: none"><li><div><span></span></div></li></ul></div>
Engine immobiliser	<div><ul style="list-style-type: none"><li><div><span></span></div></li></ul></div>
Rear window demister	<div><ul style="list-style-type: none"><li><div><span></span></div></li></ul></div>
High Density Polyethylene (HDPE) fuel tank	<div><ul style="list-style-type: none"><li><div><span></span></div></li></ul></div>
High mount brake light on cabin	<div><ul style="list-style-type: none"><li><div><span></span></div></li></ul></div>
Dual horn	<div><ul style="list-style-type: none"><li><div><span></span></div></li></ul></div>

Under-front steel skid plate	<div><ul style="list-style-type: none"><li><div><span></span></div></li></ul></div>
Steel plate guards: sump, transfer case, fuel tank leading edge; reinforced resin under fuel tank	<div><ul style="list-style-type: none"><li><div><span></span></div></li></ul></div>

Bi-LED headlights with auto-levelling function	<div><ul style="list-style-type: none"><li><div><span></span></div></li></ul></div>
Automatic headlights	<div><ul style="list-style-type: none"><li><div><span></span></div></li></ul></div>
Automatic high beam	<div><ul style="list-style-type: none"><li><div><span></span></div></li></ul></div>
Coming home light	<div><ul style="list-style-type: none"><li><div><span></span></div></li></ul></div>
Welcome light	<div><ul style="list-style-type: none"><li><div><span></span></div></li></ul></div>
LED Daytime Running Lights (DRLs)	<div><ul style="list-style-type: none"><li><div><span></span></div></li></ul></div>
LED fog lights	<div><ul style="list-style-type: none"><li><div><span></span></div></li></ul></div>
Chrome radiator grille	<div><ul style="list-style-type: none"><li><div><span></span></div></li></ul></div>
Colour-coded front bumper	<div><ul style="list-style-type: none"><li><div><span></span></div></li></ul></div>
Power operated tailgate	<div><ul style="list-style-type: none"><li><div><span></span></div></li></ul></div>
Chrome door and tailgate handles	<div><ul style="list-style-type: none"><li><div><span></span></div></li></ul></div>
Grey roof rails	<div><ul style="list-style-type: none"><li><div><span></span></div></li></ul></div>
Chrome fold-in power door mirrors with integrated turn indicators	<div><ul style="list-style-type: none"><li><div><span></span></div></li></ul></div>
LED rear combination lamps	<div><ul style="list-style-type: none"><li><div><span></span></div></li></ul></div>

	<b>MU-X</b>
	<b>3.0 Diesel 4x4</b>
<b>Seating:</b>	
Leather seating trim	<div><ul style="list-style-type: none"><li><div><span></span></div></li></ul></div>
3 rows with 7 seats total	<div><ul style="list-style-type: none"><li><div><span></span></div></li></ul></div>
Front bucket whiplash protection seats	<div><ul style="list-style-type: none"><li><div><span></span></div></li></ul></div>
8-way electric adjustable driver seat	<div><ul style="list-style-type: none"><li><div><span></span></div></li></ul></div>
4-way electric adjustable passenger seat	<div><ul style="list-style-type: none"><li><div><span></span></div></li></ul></div>
Electric adjustable lumbar support (driver seat only)	<div><ul style="list-style-type: none"><li><div><span></span></div></li></ul></div>
Heated front seats	<div><ul style="list-style-type: none"><li><div><span></span></div></li></ul></div>
Split-fold rear seat with centre arm rest	<div><ul style="list-style-type: none"><li><div><span></span></div></li></ul></div>
Rear centre seat headrest	<div><ul style="list-style-type: none"><li><div><span></span></div></li></ul></div>

Dual zone climate control air-conditioning with integrated heater/demister	<div><ul style="list-style-type: none"><li><div><span></span></div></li></ul></div>
Rear seat air-conditioning vents	<div><ul style="list-style-type: none"><li><div><span></span></div></li></ul></div>
Pollen and fine particle air filter	<div><ul style="list-style-type: none"><li><div><span></span></div></li></ul></div>
Power windows with one-touch up/down driver’s window with safety stop and delay closing	<div><ul style="list-style-type: none"><li><div><span></span></div></li></ul></div>
Comfort turn signal	<div><ul style="list-style-type: none"><li><div><span></span></div></li></ul></div>
Smart keyless entry	<div><ul style="list-style-type: none"><li><div><span></span></div></li></ul></div>
Walk away lock	<div><ul style="list-style-type: none"><li><div><span></span></div></li></ul></div>
Push button start	<div><ul style="list-style-type: none"><li><div><span></span></div></li></ul></div>
Remote engine start	<div><ul style="list-style-type: none"><li><div><span></span></div></li></ul></div>
Power-adjustable door mirrors with turn indicator lights	<div><ul style="list-style-type: none"><li><div><span></span></div></li></ul></div>
Premium sound system with 8 speakers (mounted in front dash, front and rear doors)	<div><ul style="list-style-type: none"><li><div><span></span></div></li></ul></div>
9 inch touchscreen display with Apple CarPlay® and Android Auto™	<div><ul style="list-style-type: none"><li><div><span></span></div></li></ul></div>
Built-in satellite navigation with MID turn-by-turn directions	<div><ul style="list-style-type: none"><li><div><span></span></div></li></ul></div>
Rear centre console dual USB charging ports	<div><ul style="list-style-type: none"><li><div><span></span></div></li></ul></div>
Tilt and telescopic adjustable steering wheel with electric power steering	<div><ul style="list-style-type: none"><li><div><span></span></div></li></ul></div>

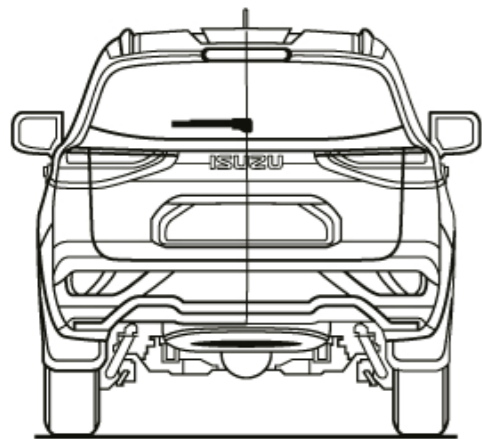
Leather steering wheel with cruise, audio and voice recognition controls	<div><ul style="list-style-type: none"><li><div><span></span></div></li></ul></div>
Smart MID with digital speedometer, safety information, fuel economy and range, odometer, trip information and service reminder	<div><ul style="list-style-type: none"><li><div><span></span></div></li></ul></div>
Electro-luminescent gauges	<div><ul style="list-style-type: none"><li><div><span></span></div></li></ul></div>
Terrain Command 4x4 select dial	<div><ul style="list-style-type: none"><li><div><span></span></div></li></ul></div>
Rear differential lock button	<div><ul style="list-style-type: none"><li><div><span></span></div></li></ul></div>
Automatic windshield wipers	<div><ul style="list-style-type: none"><li><div><span></span></div></li></ul></div>
Intuitive flat wiper blade	<div><ul style="list-style-type: none"><li><div><span></span></div></li></ul></div>
ECM day/night interior rear view mirror	<div><ul style="list-style-type: none"><li><div><span></span></div></li></ul></div>
Illuminated sun visors with vanity mirrors (driver and passenger) and ticket retaining strap (driver)	<div><ul style="list-style-type: none"><li><div><span></span></div></li></ul></div>
Carpet flooring	<div><ul style="list-style-type: none"><li><div><span></span></div></li></ul></div>

Wheelbase	2,855
Overall length	4,850
Overall width (excluding door mirrors)	1,870
Overall height	1,825
Front overhang	895
Rear overhang	1,100
Wheel track width	1,835
Ground clearance	235
Turning circle diameter between kerbs (metres)	12.1
Approach angle	29.2°
Departure angle	23.1°
Ramp-over angle	26.4°

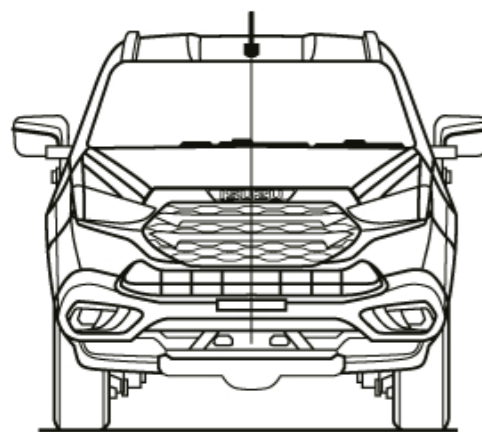
Leg room - front	1,075
Leg room - rear	915
Shoulder room - front	1,460
Head room - front	1,020
Mass: (kg)	
Gross Vehicle Mass (GVM)	2,800
Kerb weight	2,175
Gross Combination Mass (GCM) - with braked trailer	5,900
Maximum towing mass (braked trailer)	3,500
Maximum towing mass (non-braked trailer)	750
Maximum tow ball download (when fitted with genuine Isuzu UTE tow kit)	350
Fuel tank capacity (litres)	80

# SPECIFICATIONS

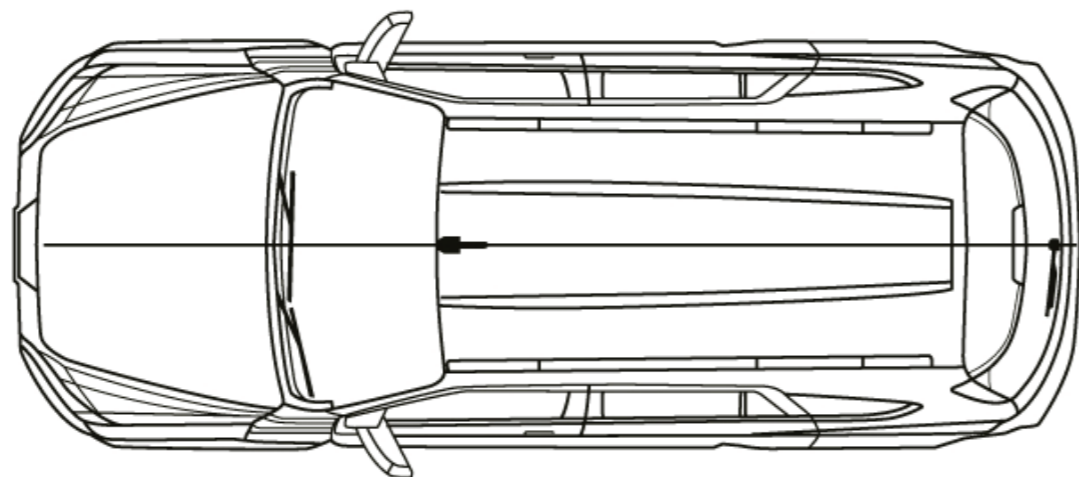
## MU-X Dimensions (mm)




Overall width (excluding door mirrors): 1,870  
Wheel track width: 1,835



Overall height: 1,825  
Ground clearance: 235



Overall length: 4,850



Wheelbase: 2,855  
Front overhang: 895  
Rear overhang: 1,100

# COLOURS AND TRIM

## Body Colours



Mercury silver



Obsidian gray



Onyx black



Red spinel



Santos brown



Sapphire blue



Splash white

## Interior Trim



Leather Accented\*



# ISUZU

[www.isuzuutes.co.nz](http://www.isuzuutes.co.nz)

0800 ISUZU NZ

ISUZU UTES NEW ZEALAND LIMITED

ISUZU UTES NEW ZEALAND LTD reserves the right to change specifications and equipment without notice. Details of specifications and equipment mentioned or shown in this brochure are also subject to change to meet local conditions and government recommendations. Please inquire at your local ISUZU Utes dealer for more complete details of any such changes that may be required.

NOTE: Actual vehicle body colours may vary slightly from the colours in the photographs printed in this brochure. Some of the accessories and equipment shown in this brochure have been used for photographic purposes only and are optional.

PO Box 132305, Sylvia Park, Auckland

