

New Santa Fe



100% Kiwi owned

The Hyundai brand has grown rapidly into a global automotive powerhouse. But first and foremost, we are a local business. Hyundai New Zealand is 100% kiwi owned and all our Hyundai dealers are 100% NZ operated. This means we are a New Zealand company helping New Zealanders grow.



Santa Fe Limited in Magnetic Force shown



Santa Fe Limited in Magnetic Force shown



Santa Fe Elite in Magnetic Force shown

The perfect family car.

The New Santa Fe is here and it brings even more of what Kiwi families have come to love since the first generation model arrived in New Zealand in the year 2000.

It's bigger, bolder, safer, and more convenient than ever, offering you more ways to enhance your life.

Santa Fe's wide, distinctive grille merges seamlessly with the main headlamps while dynamic side proportions lead to the rear lamps, delicately wrapped around the edges of the vehicle. Santa Fe's perfectly-balanced stance will ensure an unrivaled presence on the road, helping you make every moment of your day brilliant.

Variants.

Life is about choice – so we've got three different Santa Fe variants for you to choose from.



Santa Fe Limited in Magnetic Force shown



Entry.



Elite.



Limited.

Entry.

ENTRY KEY SPECIFICATIONS
ENGINE AND TRANSMISSION
2.5L MPi (Petrol) AWD – 6-speed automatic
2.2L CRDi (Diesel) AWD – 8-speed Dual Clutch Transmission (DCT)
SAFETY
6 airbags
Rear view camera
Front & rear parking sensors
Tyre Pressure Monitoring System (TPMS)
Electronic Stability Control (ESC) including:
Anti-lock Braking System (ABS)
Brake Assist System (BAS)
Downhill Brake Control (DBC)
Electronic Brakeforce Distribution (EBD)
Hill-start Assist Control (HAC)
Traction Control System (TCS)
Vehicle Stability Management (VSM)
Hyundai SmartSense™ ¹ including:
Blind Spot Collision Avoidance (BCA)
Driver Attention Warning (DAW)
Forward Collision-Avoidance Assist (FCA) – Car, Pedestrian & Cyclist
High Beam Assist (HBA)
Lane Keeping Assist (LKA)
Lane Following Assist (LFA)
Rear Cross-Traffic Collision Avoidance (RCCA)
Smart Cruise Control (SCC) with Stop & Go
Rear Occupant Alert (ROA)
Safe Exit Assist (SEA)
Power child locking system
INTERIOR AND TECHNOLOGY
One touch flat folding seats – 2nd row
Rear seat split folding – 60:40 (2nd row) and 50:50 (3rd row)
2nd and 3rd row manual air vent controls
2x USB ports (1st row), 2x USB ports (2nd row) & 1x USB port (3rd row)
Leather appointed ³ steering wheel & gear knob
Cargo blind
Luggage net
Dual zone climate control air-conditioning
ISOFIX child restraint anchors (rear outboard seats) – 2nd row
Top tether child restraint anchors (rear) – 3 anchors – 2nd row
Smart key with push button and remote engine start
Electronic Parking Brake (EPB)
Drive modes – Comfort, Eco, Smart & Sport
8" touchscreen display with Apple CarPlay® and Android Auto™ ² compatibility
Bluetooth® ⁴ (phone & audio streaming) with voice recognition
4.2" TFT LCD with trip computer & digital speedometer
Steering wheel mounted phone & audio controls
EXTERIOR AND TECHNOLOGY
18" alloy wheels
LED Daytime Running Lights (DRL)
LED head lights (low beam)
Roof rails
LED side repeaters integrated into side mirrors
Heated side mirrors
Electric folding side mirrors

1. **Hyundai SmartSense™** is a registered trademark of Hyundai Motor Company. Safety features are not a substitute for attentive driving. 2. **Apple CarPlay** functionality requires software update. Apple CarPlay™ requires iPhone 5th or subsequent model (lightning cable) in order to operate. Apple® and iPhone® are registered trademarks of Apple Inc. **Android Auto** requires a device with Android 5.0 operating system or subsequent version, and USB cable in order to operate. Android is a trademark of Google Inc. 3. **Leather appointed** may contain elements of genuine leather, polyurethane leather (leather substitute) or man-made materials, or a combination thereof. 4. **Bluetooth®** is a registered trademark of Bluetooth SIG, Inc. Please check your Bluetooth® device's capabilities to ensure compatibility. 5. **Wireless smartphone charger** requires a Qi-enabled smartphone or adaptor to operate. 6. Not available on 2.5L MPi petrol model.



18" alloy wheels



Air vents in 2nd & 3rd rows



USB charging ports



Blind-Spot Collision Avoidance (BCA)

Elite.

ELITE KEY SPECIFICATIONS ABOVE ENTRY
ENGINE AND TRANSMISSION
2.5L MPi (Petrol) AWD – 6-speed automatic
2.2L CRDi (Diesel) AWD – 8-speed Dual Clutch Transmission (DCT)
INTERIOR AND TECHNOLOGY
Leather appointed ³ seats
Heated front seats
Heated second-row outer seats
Heated steering wheel
Deluxe cloth pillar, sunvisor and roof trim
Paddle shifters
10.25" touchscreen with satellite navigation
Wireless smartphone charger ⁵
Rain sensing wipers
Electronic driver and passenger's seat
Harman Kardon® Premium Audio
EXTERIOR AND TECHNOLOGY
20" alloy wheels
Carbon grey radiator grille
Rear privacy glass
Bi-LED head lights
LED tail lights
Continental tyres



Safe Exit Assist (SEA)



10.25" touchscreen with satellite navigation



20" alloy wheels



Heated 1st & 2nd row seats

Limited.

LIMITED KEY SPECIFICATIONS ABOVE ELITE
ENGINE AND TRANSMISSION
2.5L MPi (Petrol) AWD – 6-speed automatic
3.5L MPi V6 (Petrol) 2WD – 8-speed automatic
2.2L CRDi (Diesel) AWD – 8-speed Dual Clutch Transmission (DCT)
SAFETY
Hyundai SmartSense™ ¹ including:
Remote Smart Park Assist system (RSPA) ⁶
Surround View Monitor (SVM)
Parking Collision Avoidance-rear (PCA) ⁶
Blind-spot View Monitor (BVM)
INTERIOR AND TECHNOLOGY
Panoramic glass sunroof
Air ventilated front seats
Heads-Up Display (HUD)
Integrated Memory System (IMS) – driver's seat
Power adjustable driver's seat - 14-way (including 4-way lumbar support and driver's cushion extension)
12.3" supervision cluster with trip computer & digital speedometer
EXTERIOR AND TECHNOLOGY
Continental tyres
Smart tailgate
Interior LED mood lighting



Air ventilated front seats



Panoramic glass sunroof



12.3" supervision cluster with trip computer & digital speedometer



Surround View Monitor (SVM)

Exterior



Roof rails



Chrome side moulding



Elite & Limited models

LED Rear Combination Lamps / LED Rear Fog Lamps




Radiator Grille / LED Daytime Running Lights (DRL) / LED Headlights / LED Fog Lamps

Room for your family and your gear.

There's room to load up your whole family and your gear in the New Santa Fe. Spread out and relax, while you enjoy the spacious and high-tech interior.



Santa Fe Limited interior shown



Walk-in Handle
Climb into the car easily by gripping the rear seat walk-in handle located on the inside of the car.



One-Touch Folding
The one-touch folding feature allows you to fold the 2nd row seat easily by the push of a button.



7 seats

3rd row folded

3rd row folded and
2nd row folded 40%

3rd row folded and
2nd row folded 60%

2nd and
3rd row folded

No matter the size of your family, or whether you are into picnics, golfing or camping, the 7-seat Santa Fe offers full flexibility with multiple seat configurations available. With the 2nd and 3rd row folded flat, there's plenty of space to carry your load.

Packed with features for everyone

The Santa Fe is packed with technology designed to make your life easier. The Head-Up Display provides information directly and conveniently on the front windshield glass, the Wireless Smartphone Charging System lets you charge your phone with ease, and with the Integrated Memory System you no longer have to adjust your seat every time you get into the car.



Heads-Up Display (HUD)



Wireless Smartphone Charging System



Integrated Memory System (IMS)





Santa Fe Limited in Magnetic Force shown

Calm inside. No matter what's on the outside.

The Santa Fe is packed full of ultra-modern features to help keep you and your loved ones safe on and off the road. This includes a full complement of Hyundai SmartSense™ safety technology, such as Safe Exit Assist and Rear Occupant Alert, keeping your loved ones safe and leaving you free to focus on what's important.



Rear Occupant Alert

This unique alert system detects movement in the rear seats and reminds the driver of any rear occupants, to ensure no one is left behind. An alert will appear on the cluster, and if the system detects movement after the driver has left the car and locked it, it sets off a sound alarm.



Safe Exit Assist

Keep your family safe with Safe Exit Assist. The Santa Fe senses vehicles approaching from the rear and keeps the child lock active preventing passengers from getting out. When the vehicles have passed, a simple push of a button unlocks the door for a safe exit.

Take care of your loved ones 24/7.



Advanced High Strength Steel (AHSS)

With the extensive use of additional hot stamping materials and Advanced High Strength Steel (AHSS) plates, the average tensile strength and skeletal rigidity of the car body has improved by 15% and 17% respectively, providing a highly stable and quiet drive at once.

6-airbag System


A 6-airbag system with front & side airbags and curtain airbags offers broad collision protection. Advanced frontal airbags determine when and how to deploy pressure in an accident by sensing occupant's position, seat belt use and the severity of the crash.



Santa Fe Limited in Magnetic Force shown

Hyundai SmartSense™

With Hyundai SmartSense™, our cutting-edge Advanced Driver Assistance Systems, the Santa Fe comes with the latest active safety technology – built to provide you with more safety and peace of mind.



Lane Keeping Assist (LKA)

A front view camera detects lane markers and road edges helping prevent unintentional lane departures. When the vehicle strays from its lane (or road), the system sets off a visual and audible alarm and automatically steers the vehicle back into its lane (or road).

* Lane Departure Warning (LDW) function is included in this feature.

Smart Cruise Control with Stop & Go (SCC w / S&G)

This system will maintain the driver's pre-set speed and distance from the vehicle ahead without requiring the driver to use the accelerator or brake pedals.

Rear Cross-Traffic Collision-Avoidance Assist (RCCA)

This function warns the driver if a collision risk is detected from the left or right side of the vehicle while reversing. If the risk increases even after the warning, RCCA helps to stop the vehicle.

* Rear Cross-Traffic Collision Warning (RCCW) is included in this feature.

Blind-Spot Collision-Avoidance Assist (BCA)

Radar sensors in the rear bumper are used to warn the driver of approaching vehicles in the blind spot area and activate the brakes when there is a collision risk in lane changing manoeuvres.

* Blind-Spot Collision Warning (BCW) is included in this feature.

Safe Exit Assist (SEA)

This function provides a warning if a vehicle approaching from the rear side is detected as the occupant opens the door to exit the vehicle. If you attempt to deactivate the child safety lock in such situations, SEA will override you to keep the rear doors closed.

Blind-spot View Monitor (BVM)

BVM assists driver in changing lanes by providing a live view of the blind spots on either side of the vehicle and an audible alert if another vehicle is detected. (Limited models only).

Surround View Monitor (SVM)

A multi-camera system provides a 360-degree view around the vehicle to assist the driver in parking situations. (Limited models only).

Forward Collision-Avoidance Assist (FCA, junction turning)

This function warns the driver when a forward collision risk is detected, such as with a pedestrian, cyclist or vehicle that suddenly slows down or stops ahead. If the risk of collision continues to increase after the warning, it automatically assists with emergency braking. The same applies to collision risks with oncoming vehicles while turning right at an intersection.

* Forward Collision Warning (FCW) is included in this feature.



Santa Fe Limited in Magnetic Force shown

2.5 MPi Petrol Engine

132 Maximum Power
kW/6,000 rpm

232 Maximum Torque
Nm/4,000 rpm



Rack-Motor Driven Power Steering (R-MDPS)

3.5 V6 MPi Petrol Engine

200 Maximum Power
kW/6,800 rpm

331 Maximum Torque
Nm/5,000 rpm



Multi-Terrain Mode

2.2 CRDi Diesel Engine

148 Maximum Power
kW/3,800 rpm

440 Maximum Torque
Nm/1,750~2,750 rpm



8-speed Dual-Clutch Transmission (DCT)

A family car. With just as much energy.

The Santa Fe has enough energy to handle any kiwi road trip. With diesel or petrol engine options and 6 or 8-speed transmissions, it offers maximum fuel efficiency and durability. The car also features a rack mounted motor-driven power steering system (R-MDPS) providing better handling and stability at high-speeds.

Boating, camping, moving, exploring? No problem. The Santa Fe is perfect for an active lifestyle and is equipped for up to 2,500kg of heavy-duty braked towing*.

*2.5 petrol models have a 2,000 kg braked towing capacity. Towbar is an extra cost option.



HTRAC AWD technology.

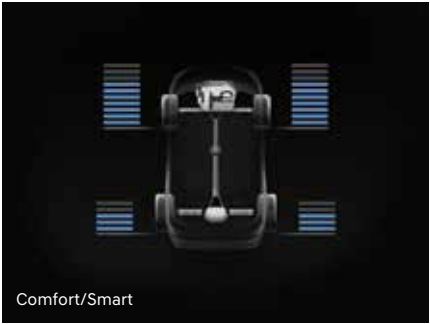

Exploration & adventure on every journey.

Equipped with diverse driving capabilities and a new platform that provides a spacious interior, the new Santa Fe's power and flexibility make it a family SUV ready for any situation. Features such as its AWD system, which optimally distributes power to the front and rear wheels depending on the driving conditions, and enhanced cargo space and leg room in the second and third rows will ensure a comfortable ride for any journey.



HTRAC All-Wheel Drive

HTRAC is an electronic all-wheel drive system that automatically detects vehicle's speed and road conditions to control braking between the left and right wheels and apply active torque control between the front and rear axles, in order to ensure stability while driving and cornering on slippery roads.



Driving Mode

Simply turn knob to select the mode that suits you best: COMFORT for everyday driving, ECO for optimal fuel efficiency, SPORT for quicker acceleration, or SMART which automatically adjusts gear shift intervals based on recent driving patterns.

Multi-Terrain Mode

The feature will allow drivers to optimise driving performance on a variety of different surfaces, including sand, snow and mud, at the turn of a rotary knob. Building on Hyundai's HTRAC four-wheel drive performance technology, the new Terrain Mode Selector delivers an even more comfortable driving experience, even on challenging terrain. (2.2 Diesel Elite & Limited models only).

Santa Fe Limited in Magnetic Force shown

Features



LED Daytime Running Lights (DRL)



Radiator Grille
(Elite & Limited Chrome grille shown)



12.3" TFT LCD Cluster
(Limited model)



10.25" Navigation System
(Elite & Limited models)



Dual Zone Climate Air Conditioning System



Outside Door Handles



LED Headlights
(Bi-LED on Elite & Limited models)



Heated Front & 2nd Row Seats
(Elite & Limited models)
Ventilated Front Seats
(Limited model)



Premium Harman Kardon® 10-speaker audio system
(Elite & Limited models)




Passenger Walk-in Device
(Elite & Limited models)



LED Rear Tail Lights
(Elite & Limited models)



LED Outside Mirror Repeaters



Beltline Moulding



Driver's Power Seat
(Elite: 10-way, Limited: 14-way)



Electric Parking Brake



Heated 2nd Row Seats
(Elite & Limited models)



Power Windows



Panoramic Sunroof
(Limited model)



Smart Power Tailgate System
(Limited model)



18" Alloy Wheels
Entry model



20" Alloy Wheels
Elite & Limited models

Hyundai's commitment to you

Our promise

We understand your decision to purchase one of our vehicles is not being made lightly and we thank you for putting Hyundai on your list. We know that by the time you decide which vehicle you want to purchase, you'll have had a good look at what's on offer in the market, and carefully weighed up the pros and cons of each. We hope you make the right decision for yourself. If you do decide to choose Hyundai, that won't be the end, it'll just be the start. Our goal is to live up to the confidence you've shown in us, by giving you the best customer service experience in New Zealand.

We call this the Hyundai Ownership Experience – which is a slightly corporate way of saying “we promise to look after you”.

The Hyundai Ownership Experience will actually start before you even have the keys in your hand, as your Hyundai dealer takes you through the things you need to know to get the most out of your new vehicle.



Personal handover

When you come in to pick up your new Hyundai, your dealer will take you through it from bumper to bumper. They'll show you where everything is and how everything works. They'll make sure you're across all those little things most people forget to ask about, like:

- » How to set up your mobile phone to work with Bluetooth
- » Where the tool kit is
- » How to connect and use your Apple CarPlay® or Android Auto®.
- » Where to find the first aid kit
- » How to register, setup and connect to Auto Link

They'll also check there's either a full tank of fuel or it's fully charged, that the vehicle is spotless inside and out, and that any accessories you specified are fitted just so.

This is also our opportunity to introduce you to the service team, who'll be looking after you in the years to come.

“THE DEALER EXPLAINED THE TUCSON TO ME AND WAS PATIENT WHEN WE HAD QUESTIONS.”

— GARY COCKRAM HYUNDAI CUSTOMER FROM CHRISTCHURCH

Meet the rest of the family

There's a good reason why your dealer will introduce you to the rest of the family. They're the people entrusted to be hands-on through your Hyundai Ownership Experience – the team who'll look after you and your vehicle when you come in for scheduled servicing.

There's no charge for the first service, and it happens after the first month on the road. Then it happens every 10,000 / 15,000 km*.

It's always good to be able to put a face to a name. And knowing them means you can call personally to discuss any concerns. Our people are experts at what they do and keen to show you how good they are. It's a pride thing and we encourage it.

A superb warranty and Roadside Assistance

Every new Hyundai is protected by our 3 year / 100,000 km factory warranty. In a nutshell, if there's any manufacturing issues, we'll fix them. But there's more.

Hyundai Roadside Assistance is included as part of our new vehicle warranty. It means if you should have an accident, puncture a tyre or run out of fuel anywhere in New Zealand, we'll send someone to get you up and running again – 24 hours a day, 365 days a year.

Extending your warranty beyond the factory period can make your ownership experience better yet. It's certainly worth considering. Our extended warranties can later be on-sold with the vehicle, something sure to increase its eventual resale value.



Servicing from trained Hyundai experts

Regular scheduled servicing within our network has real benefits.

Our specialist technicians use Hyundai diagnostic equipment to spot things that may be missed by the untrained eye.

We use genuine Hyundai parts, of course. These parts are built and tested to be specifically correct for your vehicle and are covered by a 1 year / 20,000 km warranty.

Your safety and the safety of your passengers are our number one priority. We can't vouch for the safety or performance of non-Hyundai parts. They only have to be slightly off or incorrectly installed and the integrity of your vehicle will be compromised.

If the cost of servicing is a concern for you, committing to a pre-paid service contract from day one will cost you less in the long run. You can sign up for these to cover your servicing needs for every service interval, which is every 10,000 / 15,000 km* or yearly (whichever happens first). You can do this for as many years as you want, and they're available for any Hyundai, no matter how old.



*Servicing for petrol turbo models is every 10,000 km or 12 months (whichever occurs first)

Insurance

Our insurance offering is part of Hyundai's commitment to improving your ownership experience.

Hyundai Insurance offers several exclusive benefits not available with other motor vehicle policies. For example, if your Hyundai is still in factory warranty, was purchased from a Hyundai dealer in New Zealand and is damaged beyond repair, we'll replace it with a brand new one*.

There's no excess if your glass is broken (up to \$2,000 cost), and we'll cover (up to \$1,500 cost) for the trailer you were towing if that's damaged*.

You can be sure only guaranteed, genuine Hyundai parts will be used in repairs**, and that only approved repairers will be working on your vehicle.

We also offer a Hyundai Insurance specific 24 hour assistance number: 0800 123 266.

*See your Hyundai dealer for full terms and conditions.
**Applies to new vehicles for five years.

Hyundai Fleet

If you're looking for the right vehicles for your business, Hyundai has the perfect fleet solution for you.

Whatever your business size or requirements, you can get the job done by choosing from Hyundai Fleet's diverse range of models and trucks, all of which offer the latest in technology, efficiency, safety and style. And as a Fleet customer, you have the flexibility of a range of ownership and leasing options, as well tax benefits and great value servicing.

So, from the city loving i20 to the cargo carrying iLoad, our fleet services can provide the right vehicles to help drive your business forward. For more information visit www.hyundai.co.nz/fleet



In the company of Kiwis

The Hyundai brand has grown rapidly into a global auto industry powerhouse. But first and foremost, Hyundai New Zealand is a New Zealand company.

Hyundai New Zealand is 100% kiwi owned and all our Hyundai dealers are 100% NZ operated. That's something we're pretty proud of.

This structure gives you the best of both worlds. The benefits of global resources and the huge investment in Research & Development that Hyundai makes, combined with our local commitment and understanding.

We're also very aware of what it means to be a New Zealand company. Our commitment to being a good Kiwi citizen starts with our treatment of customers and extends out into their communities.

We've actively supported the National Agricultural Fieldays for over a decade. We sponsor Hyundai Country Calendar, put money into NZ sailing, and are major sponsors of the Spirit of

Adventure Trust. We're also extremely proud of our New Zealand sponsorship of Kiwi rally driver, Hayden Paddon.



Our sponsorships allow us to offer customers the chance to join us as VIP guests at many of our events, including on board the Spirit of New Zealand and at Fieldays. Look out for these invites from time to time.

The Hyundai Experience will continue to grow and expand. We really want to give you the most rewarding experience you've ever had with a company.



Hyundai Country Calendar visits Doug Avery and his mates on his North Island farm for a yarn.

The Pinnacle Programme

The Pinnacle Programme is a unique scholarship, backed by Hyundai New Zealand, which provides talented young New Zealanders between the ages of 15 and 18 with the foundations for future success. The Programme is open to young kiwis with talent in all areas of endeavours, including, but not limited to, art, sport, science and business.

WWW.PINNACLEPROGRAMME.CO.NZ



Future New Zealand leaders as part of the Pinnacle Programme spend 21 days on New Zealand's iconic Outward Bound programme in Anakiwa, at the top of the South Island.



Hyundai Ambassador Team

Speaking of 0800 numbers, if you dial 0800 HYUNDAI (498 632), you'll be talking directly to one of our Hyundai Ambassador Team members in New Zealand. We operate a local call centre. Our team are trained to support you with any concerns, and they'll be able to help you out with anything you need them to.

We respond to every request, no matter how big or small, as quickly as we can. That's the New Zealand way of doing things, and it's our way too.

If it's an emergency you'll be put straight through to our Roadside Assistance team, who are trained to deal with any situation and will get someone out to you as quickly as possible if that is what is required.

JOIN US ON WWW.FACEBOOK.COM/HYUNDAINZ

Specifications

SANTA FE	2.5 PETROL AWD			2.2 DIESEL AWD			3.5 PETROL V6 2WD
	ENTRY	ELITE	LIMITED	ENTRY	ELITE	LIMITED	LIMITED
ENGINE	2.5 litre 16 valve twin overhead cam with multi-point fuel injection engine with CVVT (Continuously Variable Valve Timing)			2.2 litre 16 valve twin overhead cam with common rail direct injection and variable geometry turbocharger			3.5 litre V6 24 valve twin overhead cam with multi-point fuel injection engine with CVVT (Continuously Variable Valve Timing)
Fuel system	Multi-Point Injection (MPI)			Common Rail Direct Injection (CRDi)			Multi-Point Injection (MPI)
Displacement (CC)	2,497			2,151			3,470
Maximum power (kW/rpm)	132 kW / 6,000 rpm			148 kW / 3,800 rpm			200 kW / 6,800 rpm
Maximum torque (Nm/rpm)	232 Nm / 4,000 rpm			440 Nm / 1,750-2,750 rpm			331 Nm / 5,000 rpm
TRANSMISSION							
Transmission Type	6 Speed Automatic			8 Speed Dual Clutch Transmission (Wet Clutch Type)			8 Speed Automatic
Paddle Shifters	-	•	•	-	•	•	•
CHASSIS							
Drive system	All Wheel Drive with HTRAC						Front Wheel Drive
Front suspension	MacPherson strut suspension with coil springs, gas-filled shock absorbers and anti-roll stabiliser bar						
Rear suspension	Multi-link suspension with coil springs, gas-filled shock absorbers and anti-roll stabiliser bar						
Drive mode system	Normal, Eco, Sport & Smart modes						
Terrain mode system	-	-	-	-	Snow, Mud, Sand modes		-
WHEELS AND BRAKING SYSTEM							
Wheels	18" Alloy	20" Alloy	20" Alloy	18" Alloy	20" Alloy	20" Alloy	20" Alloy
Tyre	235 / 60 R18	255 / 45 R20	255 / 45 R20	235 / 60 R18	255 / 45 R20	255 / 45 R20	255 / 45 R20
Full Size Alloy Spare Wheel & Tyre	•	•	•	•	•	•	•
Tyre pressure monitoring system (TPMS)	•	•	•	•	•	•	•
Braking system	Power assisted braking system with ventilated front disc and solid rear disc brakes with ABS, EBD and BAS						
Electronic Parking Brake (EPB)	•	•	•	•	•	•	•
STEERING							
Type	Motor Driven Power Steering (MDPS)						
Steering column	Manual tilt & telescopic adjustment						
Minimum turning radius (m) - kerb to kerb	5.7						
Energy absorbing collapsible steering column	•	•	•	•	•	•	•
SAFETY FEATURES							
ABS braking with Electronic Brake-Force Distribution (EBD)	•	•	•	•	•	•	•
Brake Assist System (BAS)	•	•	•	•	•	•	•
Electronic Stability Control (ESC)	•	•	•	•	•	•	•
Traction Control System (TCS)	•	•	•	•	•	•	•
Vehicle Stability Management (VSM)	•	•	•	•	•	•	•
Blind-spot Collision Avoidance Assist (BCA)	•	•	•	•	•	•	•
Blind-spot View Monitor system (BVM)	-	-	•	-	-	•	•
Rear Cross-traffic Collision Avoidance (RCCA)	•	•	•	•	•	•	•
Forward Collision Avoidance (FCA)	•	•	•	•	•	•	•
Forward Collision Avoidance Junction Assist (FCA-JX)	•	•	•	•	•	•	•
Reversing Collision Avoidance Assist (RCA)	-	-	-	-	-	•	•
Lane Keeping Assist (LKA)	•	•	•	•	•	•	•
Lane Following Assist (LFA)	•	•	•	•	•	•	•
High Beam Assist (HBA)	•	•	•	•	•	•	•
Smart Cruise Control (SCC)	•	•	•	•	•	•	•
Driver Attention Alert (DAA)	•	•	•	•	•	•	•
Safety Exit Assist (SEA)	•	•	•	•	•	•	•
Rear Occupant Alert (ROA)	•	•	•	•	•	•	•
6 Airbags (Dual Front, Side, Curtain Airbag)	•	•	•	•	•	•	•
Front seatbelt pretensioners and load limiters	•	•	•	•	•	•	•
3-point tether child seat anchor points	•	•	•	•	•	•	•
2 x ISOFIX child seat anchor points	•	•	•	•	•	•	•

Specifications

SANTA FE	2.5 PETROL AWD			2.2 DIESEL AWD			3.5 PETROL V6 2WD
	ENTRY	ELITE	LIMITED	ENTRY	ELITE	LIMITED	LIMITED
Height adjustable seatbelts (front)	•	•	•	•	•	•	•
3-point lap diagonal (ELR) seatbelts	•	•	•	•	•	•	•
Power operated child safety rear door locks	•	•	•	•	•	•	•
Electro Chromatic rear-view Mirror (ECM)	-	•	•	-	•	•	•
Automatic dusk sensing headlights	•	•	•	•	•	•	•
Rain sensing wiper system	-	•	•	-	•	•	•
Rear park assist system	•	•	•	•	•	•	•
Front park assist system	•	•	•	•	•	•	•
Remote Smart Park Assist (RSPA)	-	-	-	-	-	•	•
Reversing camera	•	•	•	•	•	•	•
Surround View Monitor (SVM)	-	-	•	-	-	•	•
First aid kit	•	•	•	•	•	•	•
EXTERIOR FEATURES:							
Panoramic sunroof with electric blind	-	-	•	-	-	•	•
Power operated tail gate	-	-	•	-	-	•	•
Electrically adjustable side mirrors	•	•	•	•	•	•	•
Electric folding side mirrors	•	•	•	•	•	•	•
Heated side mirrors	•	•	•	•	•	•	•
Bi-LED head lights (low & high beam)	-	•	•	-	•	•	•
LED Daytime Running Lights (DRL)	•	•	•	•	•	•	•
LED tail lights	-	•	•	-	•	•	•
Rear spoiler with high mounted LED stop light	•	•	•	•	•	•	•
Privacy glass & solar glass	-	•	•	-	•	•	•
Laminated acoustic windscreen	-	-	•	-	-	•	•
Satin chrome exterior trim	-	•	•	-	•	•	•
Mud guards	•	•	•	•	•	•	•
Roof rails	•	•	•	•	•	•	•
INTERIOR FEATURES							
7 Seats	•	•	•	•	•	•	•
Cloth interior trim	•	-	-	•	-	-	-
Full leather interior trim **	-	•	•	-	•	•	•
Leather steering wheel and gearshift trim **	•	•	•	•	•	•	•
Premium cloth pillar & roof lining	-	•	•	-	•	•	•
Driver seat 14-way electric adjustment	-	-	•	-	-	•	•
Driver seat 10-way electric adjustment	-	•	-	-	•	-	-
Passenger seat 8-way electric adjustment	-	•	•	-	•	•	•
Driver memory seat function	-	-	•	-	-	•	•
Heated front & outboard 2nd row seats	-	•	•	-	•	•	•
Heated steering wheel	-	•	•	-	•	•	•
Ventilated front seats	-	-	•	-	-	•	•
Power windows	•	•	•	•	•	•	•
Wireless smart phone charging ***	-	•	•	-	•	•	•
Heads-Up Display (HUD)	-	-	•	-	-	•	•
LED interior lighting	-	-	•	-	-	•	•
2nd & 3rd row split folding function	•	•	•	•	•	•	•
SECURITY							
Proximity key with engine start / stop button	•	•	•	•	•	•	•
Key operated remote engine start system	•	•	•	•	•	•	•
Keyless entry with anti-theft alarm	•	•	•	•	•	•	•
Engine immobiliser	•	•	•	•	•	•	•
Hyundai Active Locking Operation (HALO) including speed sensing auto door locking	•	•	•	•	•	•	•

Specifications

SANTA FE	2.5 PETROL AWD			2.2 DIESEL AWD			3.5 PETROL V6 2WD
	ENTRY	ELITE	LIMITED	ENTRY	ELITE	LIMITED	LIMITED
COMFORT AND CONVENIENCE							
8" touch screen audio system with radio, MP3 functionality	•	-	-	•	-	-	-
10.25" touch screen audio system with satellite navigation, radio, MP3 functionality	-	•	•	-	•	•	•
Apple CarPlay/Android Auto compatibility	•	•	•	•	•	•	•
4 speakers and 2 tweeters	•	-	-	•	-	-	-
Harman Kardon 10 speaker including subwoofer premium audio system	-	•	•	-	•	•	•
Bluetooth voice recognition handsfree phone system	•	•	•	•	•	•	•
Steering wheel mounted audio and cruise controls	•	•	•	•	•	•	•
Dual zone climate control air-conditioning with pollen filter	•	•	•	•	•	•	•
Automatic Windscreen Defog	•	•	•	•	•	•	•
3rd row air conditioning	•	•	•	•	•	•	•
Trip computer including distance to empty, average fuel consumption, average speed and outside temperature display	•	•	•	•	•	•	•
12.3" Colour TFT driver information display	-	-	•	-	-	•	•
Illuminated vanity mirror in driver and front passenger sunvisors	•	•	•	•	•	•	•
5 x USB inputs (2 x front, 2 x 2nd row & 1 x 3rd row)	•	•	•	•	•	•	•
WEIGHTS AND CAPACITIES							
Fuel tank capacity (litres)	67			67			67
Boot capacity (VDA litres) - 3rd row down	571			571			571
Kerb weight (kg) lightest / heaviest	1,725 / 1,846			1,820 / 1,943			1,735 / 1,858
Towing capacity - braked (kg)	2,000			2,500			2,500
Towing capacity - unbraked (kg)	750			750			750
EXTERIOR DIMENSIONS							
Wheelbase (mm)	2,765			2,765			2,765
Overall length (mm)	4,785			4,785			4,785
Overall width (mm)	1,900			1,900			1,900
Overall height (mm)	1,710			1,710			1,710
Wheel track - front / rear (mm)	1,646 / 1,656	1,637 / 1,647	1,637 / 1,647	1,646 / 1,656	1,637 / 1,647	1,637 / 1,647	1,637 / 1,647
Overhang - front / rear (mm)	945 / 1,075			945 / 1,075			945 / 1,075
Minimum ground clearance (mm)	176			176			176
SUSTAINABILITY							
Combined fuel economy (litres / 100km)*	8.7			6.1			10.5
CO2 Emissions (g/km)	199			160			244
WARRANTIES							
10 year / 200,000 km anti perforation corrosion body warranty	•	•	•	•	•	•	•
3 year / 100,000 km mechanical warranty	•	•	•	•	•	•	•
3 year / 100,000 km roadside assistance package	•	•	•	•	•	•	•

• : Standard - : Not Available

Specifications, features, equipment and colours shown in this brochure are subject to change without notice or obligation.*Fuel consumption figures are based on ADR 81/02 tests and factory information. These figures are provided to assist you in comparing the fuel consumption of the Santa Fe range with other vehicles. The actual fuel consumption will depend on many factors, including your driving habits, the prevailing conditions and your vehicle's equipment, condition and use.**Finishes specified as leather contain a combination of genuine leather, polyurethane leather (leather substitute) and man-made materials.*** Compatible Smartphones only.




Dimensions	
Head Room (mm) 1st row (w/Sunroof) / 2nd row (w/Sunroof) / 3rd row	1,016 / 995 / 917
Leg Room (mm) 1st row / 2nd row (5 Seats) / 3rd row	1,048 / 1,001 / 746
Shoulder Room (mm) 1st row / 2nd row (w/Curtain) / 3rd row	1,500 / 1,480 / 1,344

Unit : mm * Wheel Tread • 18" Alloy Wheel (Front / Rear) : 1,646 / 1,656 • 20" Alloy Wheel, (Front / Rear) : 1,637 / 1,647

Interior Colours



Black One-tone Interior



Leather + Quilting



Garnish : Tactile Metallic Pattern

Headliner : Melange Knit



Dark Beige Two-tone Interior (indent order for Elite & Limited models)



Leather + Quilting



Garnish : Tactile Metallic Pattern

Garnish : Cross Metallic Pattern


Exterior Colours




White Cream (WW2)




Typhoon Silver (T2X)



Lava Orange (YR2)



Taiga Brown (RN7)




Rain Forest (R2F)



Magnetic Force (M2F)




Lagoon Blue (UE3)



Phantom Black (NKA)



Call our Hyundai Ambassador Team on **0800 HYUNDAI (498 632)**
or email us at customerservice@hyundai.co.nz

 Join Hyundai NZ on Facebook www.facebook.com/hyundainz

 See our videos at www.youtube.com/hyundainz

 Follow us on Instagram @HyundaiNZ

www.hyundai.co.nz

Brochure-Santa-Fe_11/20