

# Tucson





# 100% Kiwi owned

The Hyundai brand has grown rapidly into a global automotive powerhouse. But first and foremost, we are a local business. Hyundai New Zealand is 100% kiwi owned and all our Hyundai dealers are 100% NZ operated. This means we are a New Zealand company helping New Zealanders grow.



Tucson 1.6T N Line in Shadow Grey with Black roof shown on left  
Tucson 2.0 Elite in Teal shown on right





Tucson Limited in Amazon Grey shown

## Cutting edge

The all-new Tucson signals the start of a new day, and a new way of driving. Rejecting the ordinary, the all-new Tucson pushes the boundaries of the segment to reinvent just about everything. Outside, Tucson is designed to impress while inside, you'll discover a level of roominess, comfort and versatility that exceeds all expectations.



Entry.

L KEY SPECIFICATIONS
ENGINE AND TRANSMISSION
2.0L MPI (Petrol) 2WD – 6AT
SAFETY
7 airbags
Front & rear park assist system
Rear view camera
Hyundai SmartSense(TM) safety technology including
Blind-spot Collision Warning (BCW)
Rear Cross-traffic Collision Warning (RCCW)
Emergency Stop Signal (ESS)
Electronic Stability Control (ESC)
Tyre Pressure Monitoring System (TPMS)
INTERIOR AND TECHNOLOGY
Leather appointed steering wheel and gear knob*
6 speaker audio system
8" touchscreen display with wireless Apple CarPlay™ & Android Auto® compatibility
Bluetooth® connectivity
Steering wheel controls for audio, phone and cruise control
Dual front & rear USB inputs
Power windows – front & rear
Cruise control
4.2" TFT colour LCD supervision cluster with trip computer & digital speedometer
Wireless smartphone charging
EXTERIOR
17" alloy wheels
Rear spoiler
LED Daytime Running Lights (DRL)
Automatic dusk sensing head lights with escort and welcome functions
Black exterior cladding
LED side repeaters integrated into side mirrors
Electric heated mirrors
Full size spare wheel



8" touchscreen with Apple CarPlay™ & Android Auto®

\*Finishes specified as leather contain a combination of genuine leather, polyurethane leather (leather substitute) and man-made materials. \*\* Compatible smart phones only.

Active.

ACTIVE KEY SPECIFICATIONS ABOVE ENTRY
ENGINE AND TRANSMISSION
2.0L MPI (Petrol) 2WD – 6AT
1.6L T-GDi (Petrol) AWD - 7DCT
1.6L CRDi (Diesel) AWD - 7DCT
SAFETY
Hyundai SmartSense(TM) safety technology including
Blind-spot Collision Avoidance (BCA)
Rear Cross-traffic Collision Avoidance (RCCA)
Forward Collision Avoidance (FCA) with car, pedestrian and cyclist detection
Driver Attention Warning (DAW)
High Beam Assist (HBA)
Lane Keeping Assist (LKA)
Lane Following Assist (LFA)
INTERIOR AND TECHNOLOGY
Smart Cruise Control (SCC) with stop & go

Elite.

ELITE KEY SPECIFICATIONS ABOVE ACTIVE
ENGINE AND TRANSMISSION
2.0L MPI (Petrol) 2WD – 6AT
1.6L T-GDi (Petrol) AWD - 7DCT
1.6L CRDi (Diesel) AWD - 7DCT
INTERIOR AND TECHNOLOGY
Leather interior trim*
Electro-Chromatic Mirror (ECM) – auto-dimming
Heated front and rear (outboard) seats
Automatic tri-zone climate control air-conditioning
Power adjustable driver's seat – 8-way (including 2-way lumbar support)
Power adjustable passenger's seat – 6-way
EXTERIOR AND TECHNOLOGY
18" alloy wheels
Rain sensing wipers
Dark chrome exterior trim
LED front head lights
LED rear tail lights
Privacy glass (rear doors back)



Wireless charging pad\*\*

Limited.

LIMITED KEY SPECIFICATIONS ABOVE ELITE
ENGINE AND TRANSMISSION
1.6L T-GDi (Petrol) AWD - 7DCT
1.6L CRDi (Diesel) AWD - 7DCT
SAFETY
Surround View Monitor (SVM)
Blind-spot View Monitor (BVM)
INTERIOR AND TECHNOLOGY
Air ventilated front seats
Heated steering wheel
Integrated Memory System (IMS) - driver's seat
10.25" touchscreen with satellite navigation with wired Apple CarPlay™ & Android Auto®
Krell premium audio system with 8 speakers including subwoofer
Electronic Shift By Wire gear selector (SBW)
10.25" TFT colour LCD supervision cluster
EXTERIOR
Panoramic sunroof with power operated blind
Smart power tailgate
19" alloy wheels



Smart power tailgate



10.25" touchscreen with satellite navigation, Apple CarPlay™ & Android Auto®

N Line.

N LINE KEY SPECIFICATIONS ABOVE LIMITED
ENGINE AND TRANSMISSION
1.6L T-GDi (Petrol) AWD - 7DCT
INTERIOR AND TECHNOLOGY
N Line interior styling pack including seat stitching, steering wheel, gear shifter, air vent surrounds and black headlining
EXTERIOR
N Line exterior styling pack including alloy wheels, front and rear bumpers, grille, side skirts, dual tailpipes and body coloured cladding
Electronic Control Suspension (ECS)
Two-tone black exterior (roof & mirrors)
AVAILABLE AT EXTRA COST
Panoramic sunroof with power operated blind (removes two-tone black exterior)



19" Limited alloy wheels



Ventilated front seats, heated front & rear seats and steering wheel



# Design that's thrilling and timeless.

With its 3D parametric-style grille and jewel-like surfaces, Tucson is for trendsetters with a taste for futuristic design. Adopting a daring new design language we call Sensuous Sportiness and created with cutting-edge digital design tools, Tucson stands out with its concealed daytime running lights, angulated wheel arches, and contrast side cladding.



Tucson Limited in Amazon Grey shown





Tucson Limited in Amazon Grey shown



Tucson Limited in Amazon Grey shown





Tucson Limited interior shown

# Experience that open feeling.

A feeling of openness welcomes you the moment you step into Tucson's cabin. The open-type cluster is a major innovation in design that establishes a premium, high-tech atmosphere that makes you feel safe, relaxed, and confident. Hidden out of sight, the innovative multi-air mode system diffuses cold or warm air gently and indirectly so it's not as harsh on your skin.



10.25" supervision cluster

Limited & N Line models only



Multi air vent



# Live for the moment.

Whether it's a solo adventure or a long weekend excursion with the entire family, Tucson offers you exceptional versatility like the rear seat folding feature that provides 1,799 litres of flat storage space. The passenger space is equally accommodating with abundant amounts of room to keep everyone seated comfortably.



Tucson Limited in Amazon Grey shown



Tucson Limited in Amazon Grey shown



# Your digital journey starts here.

Whatever the journey, time seems to fly by when you have a reliable travel companion along for the ride. Tucson's available 10.25-inch infotainment system and the premium speakers from Krell will make your journey enjoyable. The touchscreen is easy to operate and syncs effortlessly with your smartphone to provide you with both the entertainment and information you need while on the road. And with available Smart Cruise Control, highway driving is a lot more convenient.



10.25" touchscreen with satellite navigation



Krell premium audio



Smart Cruise Control (SCC) with stop & go





Tucson Limited in Amazon Grey shown

# You set the tempo.

Press the accelerator pedal and your pulse rate quickens as Tucson responds with a surge of smooth, quiet power made possible by Smartstream, Hyundai's latest engine technology. You have a choice of three types of engines and for a nice high tech touch, push button gear selection is now available on selected models.

## Smartstream engines

Petrol 2.0	Petrol 1.6T-GDi	Diesel 1.6
115 <small>Maximum Power kW/6,200 rpm</small>	132 <small>Maximum Power kW/5,500 rpm</small>	100 <small>Maximum Power kW/4,000 rpm</small>
192 <small>Maximum Torque Nm/4,500 rpm</small>	265 <small>Maximum Torque Nm/1,500~4,500 rpm</small>	320 <small>Maximum Torque Nm/1,500~3,000 rpm</small>



Tucson Limited in Amazon Grey shown



# Hyundai SmartSense™



**Forward Collision-Avoidance Assist (FCA, Junction Turning)**  
FCA capabilities have been expanded to include Junction Turning function. While driving if there is a risk of collision with an oncoming vehicle while turning right at an intersection, the function automatically assists with emergency braking.



**Blind-spot Collision-Avoidance Assist (BCA)**  
BCA uses rear corner radar to monitor both of your blind spots. If a vehicle is detected in the blind spot while the turn signal is flashing, BCA will automatically apply differential braking during your attempted lane change thus helping you avoid an unsafe lane change and a potential collision.



**Blind-Spot View Monitor (BVM)**  
When the turn signals are activated, the rear-side image of the corresponding direction is displayed in the cluster.



**Smart Cruise Control (SCC)**  
SCC maintains the set speed while keeping a set distance away from the vehicle ahead without ever requiring any additional inputs from the driver.



**Lane Following Assist (LFA)**  
LFA keeps you centered within the lane using its front view camera to monitor lane markers.



**Rear Cross-traffic Collision Avoidance (RCCA)**  
When backing out, RCCA warns the driver to the approach of a vehicle crossing their rearward path; if necessary, the emergency braking is automatically applied to avoid a collision.



**Forward/Reverse Parking Distance Warning (PDW)**  
If your car is too close to an obstacle, PDW warns you by using ultrasonic sensors in the front and rear bumpers. So you can avoid scratches and park safely.





# Drive the game-changer.

Whatever challenges each new day brings, you will be ready to face them confidently when you're driving a game-changer like the all-new Tucson. You get solid engineering, cutting edge design and high-technology features that are engaging and that make your day a whole lot easier.

Tucson Limited in Amazon Grey shown



# A bold leap forward.

Presenting the bold and dynamic looking N Line, the top-of-the-line Tucson, that offers everything you have ever wanted in an SUV. Step inside and N Line welcomes you with an impressively spacious and well-appointed, high-tech cabin. Motorsport-inspired seats feature leather and Alcantara seating surfaces with red accent stitching for a premium, refined appearance. Twin 10.25-in colour LCD displays, one for the center gauge cluster and the other for infotainment, are standard equipment and these revolutionary screens will certainly make driving more comfortable, more convenient and safer than ever.

## Features



Dark black chrome radiator grille



Parametric hidden lights



N unique 19" alloy wheels



Sporty twin tip muffler exhausts



N Line steering wheel



Shift-by-wire automatic transmission



Electric parking brake (EPB) with auto hold



Metal pedals



Powerful but frugal powertrain

The 1.6-litre T-GDi Smartstream gas engine delivers 132 kW, and is mated to a 7-speed Dual Clutch Transmission that delivers lightning quick gear changes.



Parametric taillights and sporty exhaust

Jewel-like taillights mirror the parametric design theme of the front. The silver diffuser skid plate and twin tip exhaust pipes add a sporty touch.



10.25" colour full TFT driver information display

Replacing analog gauges, the open-style digital gauge cluster provides numerous additional functions and features that revolutionises cockpit telemetry.



10.25-in LCD touchscreen

The new, easy-to-use graphic user interface combines navigation, your favourite smartphone apps and much more, and is as easy to use as your tablet pc.







# Features



17" Alloy wheel  
Entry & Active



18" Alloy wheel  
Elite



19" Alloy wheel  
Limited



Dark chrome radiator grille



Dark black chrome radiator grille



LED head lights



Projector halogen head lights



Outside mirror LED repeaters



Rear combination lights



LED rear combination lights



Chrome-coated DLO molding



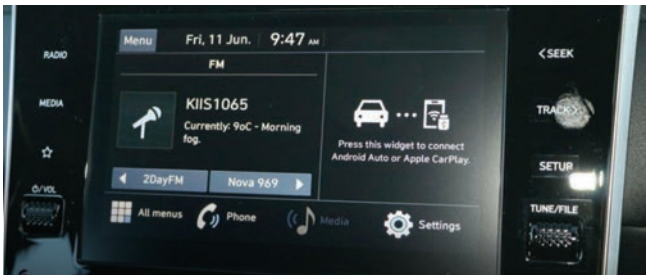
Smart tailgate system



Panoramic sunroof



4.2" TFT LCD Supervision cluster



8" touchscreen multimedia system



Manual air conditioning system



Tri-zone climate air-conditioning system



Integrated Memory System (IMS)



Shift By Wire (SBW) gear selector



Ventilated front seats



Mood lamp



Walk-in device



Heated front & rear (outboard) seats



# Hyundai's commitment to you

## Our promise

We understand your decision to purchase one of our vehicles is not being made lightly and we thank you for putting Hyundai on your list. We know that by the time you decide which vehicle you want to purchase, you'll have had a good look at what's on offer in the market, and carefully weighed up the pros and cons of each. We hope you make the right decision for yourself. If you do decide to choose Hyundai, that won't be the end, it'll just be the start. Our goal is to live up to the confidence you've shown in us, by giving you the best customer service experience in New Zealand.

We call this the Hyundai Ownership Experience – which is a slightly corporate way of saying “we promise to look after you”.

The Hyundai Ownership Experience will actually start before you even have the keys in your hand, as your Hyundai dealer takes you through the things you need to know to get the most out of your new vehicle.



## Personal handover

When you come in to pick up your new Hyundai, your dealer will take you through it from bumper to bumper. They'll show you where everything is and how everything works. They'll make sure you're across all those little things most people forget to ask about, like:

- » How to set up your mobile phone to work with Bluetooth
- » Where the tool kit is
- » How to connect and use your Apple CarPlay® or Android Auto®.
- » Where to find the first aid kit
- » How to register, setup and connect to Auto Link

They'll also check there's either a full tank of fuel or it's fully charged, that the vehicle is spotless inside and out, and that any accessories you specified are fitted just so.

This is also our opportunity to introduce you to the service team, who'll be looking after you in the years to come.

**“THE DEALER EXPLAINED THE TUCSON TO ME AND WAS PATIENT WHEN WE HAD QUESTIONS.”**

— GARY COCKRAM HYUNDAI CUSTOMER FROM CHRISTCHURCH

## Meet the rest of the family

There's a good reason why your dealer will introduce you to the rest of the family. They're the people entrusted to be hands-on through your Hyundai Ownership Experience – the team who'll look after you and your vehicle when you come in for scheduled servicing.

There's no charge for the first service, and it happens after the first month on the road. Then it happens every 10,000 / 15,000 km\*.

It's always good to be able to put a face to a name. And knowing them means you can call personally to discuss any concerns. Our people are experts at what they do and keen to show you how good they are. It's a pride thing and we encourage it.

## A superb warranty and Roadside Assistance

Every new Hyundai is protected by our 3 year / 100,000 km factory warranty. In a nutshell, if there's any manufacturing issues, we'll fix them. But there's more.

Hyundai Roadside Assistance is included as part of our new vehicle warranty. It means if you should have an accident, puncture a tyre or run out of fuel anywhere in New Zealand, we'll send someone to get you up and running again – 24 hours a day, 365 days a year.

Extending your warranty beyond the factory period can make your ownership experience better yet. It's certainly worth considering. Our extended warranties can later be on-sold with the vehicle, something sure to increase its eventual resale value.



## Servicing from trained Hyundai experts

Regular scheduled servicing within our network has real benefits.

Our specialist technicians use Hyundai diagnostic equipment to spot things that may be missed by the untrained eye.

We use genuine Hyundai parts, of course. These parts are built and tested to be specifically correct for your vehicle and are covered by a 1 year / 20,000 km warranty.

Your safety and the safety of your passengers are our number one priority. We can't vouch for the safety or performance of non-Hyundai parts. They only have to be slightly off or incorrectly installed and the integrity of your vehicle will be compromised.

If the cost of servicing is a concern for you, committing to a pre-paid service contract from day one will cost you less in the long run. You can sign up for these to cover your servicing needs for every service interval, which is every 10,000 / 15,000 km\* or yearly (whichever happens first). You can do this for as many years as you want, and they're available for any Hyundai, no matter how old.



\*Servicing for petrol turbo models is every 10,000 km or 12 months (whichever occurs first)



## Insurance

Our insurance offering is part of Hyundai's commitment to improving your ownership experience.

Hyundai Insurance offers several exclusive benefits not available with other motor vehicle policies. For example, if your Hyundai is still in factory warranty, was purchased from a Hyundai dealer in New Zealand and is damaged beyond repair, we'll replace it with a brand new one\*.

There's no excess if your glass is broken (up to \$2,000 cost), and we'll cover (up to \$1,500 cost) for the trailer you were towing if that's damaged\*.

You can be sure only guaranteed, genuine Hyundai parts will be used in repairs\*\*, and that only approved repairers will be working on your vehicle.

We also offer a Hyundai Insurance specific 24 hour assistance number: 0800 123 266.

\*See your Hyundai dealer for full terms and conditions.  
\*\*Applies to new vehicles for five years.

## Hyundai Fleet

If you're looking for the right vehicles for your business, Hyundai has the perfect fleet solution for you.

Whatever your business size or requirements, you can get the job done by choosing from Hyundai Fleet's diverse range of models and trucks, all of which offer the latest in technology, efficiency, safety and style. And as a Fleet customer, you have the flexibility of a range of ownership and leasing options, as well as tax benefits and great value servicing.

So, from the city loving i20 to the cargo carrying iLoad, our fleet services can provide the right vehicles to help drive your business forward. For more information visit [www.hyundai.co.nz/fleet](http://www.hyundai.co.nz/fleet)



## In the company of Kiwis

The Hyundai brand has grown rapidly into a global auto industry powerhouse. But first and foremost, Hyundai New Zealand is a New Zealand company.

Hyundai New Zealand is 100% kiwi owned and all our Hyundai dealers are 100% NZ operated. That's something we're pretty proud of.

This structure gives you the best of both worlds. The benefits of global resources and the huge investment in Research & Development that Hyundai makes, combined with our local commitment and understanding.

We're also very aware of what it means to be a New Zealand company. Our commitment to being a good Kiwi citizen starts with our treatment of customers and extends out into their communities.

We've actively supported the National Agricultural Fieldays for over a decade. We sponsor Hyundai Country Calendar, put money into NZ sailing, and are major sponsors of the Spirit of

Adventure Trust. We're also extremely proud of our New Zealand sponsorship of Kiwi rally driver, Hayden Paddon.



Our sponsorships allow us to offer customers the chance to join us as VIP guests at many of our events, including on board the Spirit of New Zealand and at Fieldays. Look out for these invites from time to time.

The Hyundai Experience will continue to grow and expand. We really want to give you the most rewarding experience you've ever had with a company.



## The Pinnacle Programme

The Pinnacle Programme is a unique scholarship, backed by Hyundai New Zealand, which provides talented young New Zealanders between the ages of 15 and 18 with the foundations for future success. The Programme is open to young kiwis with talent in all areas of endeavours, including, but not limited to, art, sport, science and business.

[WWW.PINNACLEPROGRAMME.CO.NZ](http://WWW.PINNACLEPROGRAMME.CO.NZ)



Future New Zealand leaders as part of the Pinnacle Programme spend 21 days on New Zealand's iconic Outward Bound programme in Anakiwa, at the top of the South Island.

## Hyundai Ambassador Team

Speaking of 0800 numbers, if you dial 0800 HYUNDAI (498 632), you'll be talking directly to one of our Hyundai Ambassador Team members in New Zealand. We operate a local call centre. Our team are trained to support you with any concerns, and they'll be able to help you out with anything you need them to.

We respond to every request, no matter how big or small, as quickly as we can. That's the New Zealand way of doing things, and it's our way too.

If it's an emergency you'll be put straight through to our Roadside Assistance team, who are trained to deal with any situation and will get someone out to you as quickly as possible if that is what is required.

JOIN US ON [WWW.FACEBOOK.COM/HYUNDAINZ](http://WWW.FACEBOOK.COM/HYUNDAINZ)



Specifications

TUCSON	2.0 MPI Petrol 2WD			1.6 Turbo Petrol GDI AWD				1.6 Diesel AWD		
Model Variant	Entry	Active	Elite	Active	Elite	Limited	N Line	Active	Elite	Limited
Country of manufacture	Czech Republic									
ENGINE:										
Engine type	2.0 litre 16 valve twin overhead cam with gasoline multi-point injection			1.6 litre 16 valve twin overhead cam with gasoline direct injection and twin scroll turbocharger				1.6 litre 16 valve twin overhead cam with common rail direct injection and variable geometry turbocharger		
Fuel system	Multi-Point Injection (MPI)			Gasoline Direct Injection (GDI)				Common Rail Direct Injection (CRDi)		
Displacement (CC)	1,999			1,598				1,599		
Maximum power (kW/rpm)	115 kW / 6,200 rpm			132 kW / 5,500 rpm				100 kW / 4,000 rpm		
Maximum torque (Nm/rpm)	192 Nm / 4,500 rpm			265 Nm / 1,500-4,500 rpm				320 Nm / 1,500-3,000 rpm		
TRANSMISSION:										
Transmission Type	6-speed automatic			7-speed Dual Clutch Transmission (DCT)				7-speed Dual Clutch Transmission (DCT)		
Shift By Wire (SBW) push button gear selector	-	-	-	-	-	•	•	-	-	•
CHASSIS:										
Drive system	Front wheel drive			Active on-demand 4WD				Active on-demand 4WD		
Front suspension	MacPherson strut suspension with coil springs, gas-filled shock absorbers and anti-roll stabiliser bar									
Rear suspension	Multi-link suspension with coil springs, gas-filled shock absorbers and anti-roll stabiliser bar									
Electronic Control Suspension (ECS)	-	-	-	-	-	-	•	-	-	-
WHEELS AND BRAKING SYSTEM:										
Wheels	17" Alloy	17" Alloy	18" Alloy	17" Alloy	18" Alloy	19" Alloy	19" N Line Alloy	17" Alloy	18" Alloy	19" Alloy
Tyre	225 / 60 R17	225 / 60 R17	235 / 55 R18	225 / 60 R17	235 / 55 R18	245 / 45 R19	245 / 45 R19	225 / 60 R17	235 / 55 R18	245 / 45 R19
Full size spare wheel & tyre	•	•	•	•	•	•	•	•	•	•
Tyre Pressure Monitoring System (TPMS)	•	•	•	•	•	•	•	•	•	•
Braking system	Power assisted braking system with ventilated front disc and solid rear disc brakes with ABS, EBD and BAS									
Electronic Parking Brake (EPB) with auto hold function	•	•	•	•	•	•	•	•	•	•
STEERING:										
Type	Motor Driven Power Steering (MDPS)									
Steering column	Manual tilt & telescopic adjustment									
Minimum turning circle diameter - kerb to kerb (m)	11.8									
Energy absorbing collapsible steering column	•	•	•	•	•	•	•	•	•	•
SAFETY FEATURES:										
ABS braking with Electronic Brake-Force Distribution (EBD)	•	•	•	•	•	•	•	•	•	•
Brake Assist System (BAS)	•	•	•	•	•	•	•	•	•	•
Electronic Stability Control (ESC)	•	•	•	•	•	•	•	•	•	•
Traction Control System (TCS)	•	•	•	•	•	•	•	•	•	•
Vehicle Stability Management (VSM)	•	•	•	•	•	•	•	•	•	•
Blind-spot Collision Avoidance assist (BCA)	-	•	•	•	•	•	•	•	•	•
Blind-spot Collision Warning (BCW)	•	-	-	-	-	-	-	-	-	-
Blind-spot View Monitor (BVM)	-	-	-	-	-	•	•	-	-	•
Rear Cross-traffic Collision Warning (RCCW)	•	-	-	-	-	-	-	-	-	

Specifications

TUCSON	2.0 MPI Petrol 2WD			1.6 Turbo Petrol GDI AWD				1.6 Diesel AWD		
Model Variant	Entry	Active	Elite	Active	Elite	Limited	N Line	Active	Elite	Limited
SAFETY FEATURES:										
Rear Cross-traffic Collision Avoidance assist (RCCA)	-	•	•	•	•	•	•	•	•	•
Forward Collision-Avoidance assist with Junction Assist (FCA-JX) - car, pedestrian & cyclist	-	•	•	•	•	•	•	•	•	•
Lane Keeping Assist (LKA)	-	•	•	•	•	•	•	•	•	•
Lane Following Assist (LFA)	-	•	•	•	•	•	•	•	•	•
Smart Cruise Control (SCC) with Stop & Go	-	•	•	•	•	•	•	•	•	•
Driver Attention Warning (DAW)	-	•	•	•	•	•	•	•	•	•
High Beam Assist (HBA)	-	•	•	•	•	•	•	•	•	•
Rear Occupant Alert (ROA)	-	•	•	•	•	•	•	•	•	•
Safe Exit Warning (SEW)	•	•	•	•	•	•	•	•	•	•
7 Airbags (dual front, side, curtain & single centre airbag)	•	•	•	•	•	•	•	•	•	•
Front seatbelt pretensioners and load limiters	•	•	•	•	•	•	•	•	•	•
3-point tether child seat anchor points	•	•	•	•	•	•	•	•	•	•
ISOFIX child seat anchor points	•	•	•	•	•	•	•	•	•	•
Height adjustable seatbelts (front)	•	•	•	•	•	•	•	•	•	•
3-point lap diagonal (ELR) seatbelts	•	•	•	•	•	•	•	•	•	•
Child safety rear door locks	•	•	•	•	•	•	•	•	•	•
Electro chromatic rear-view mirror (ECM)	-	-	•	-	•	•	•	-	•	•
Automatic dusk sensing headlights	•	•	•	•	•	•	•	•	•	•
Rain sensing wiper system	-	-	•	-	•	•	•	-	•	•
Rear park assist system	•	•	•	•	•	•	•	•	•	•
Front park assist system	•	•	•	•	•	•	•	•	•	•
Reversing camera	•	•	•	•	•	•	•	•	•	•
Surround View Monitor (SVM)	-	-	-	-	-	•	•	-	-	•
First aid kit	•	•	•	•	•	•	•	•	•	•
EXTERIOR FEATURES:										
N Line exterior trim	-	-	-	-	-	-	•	-	-	-
Panoramic sunroof	-	-	-	-	-	•	Optional extra	-	-	•
Smart power tailgate	-	-	-	-	-	•	•	-	-	•
Electrically adjustable side mirrors	•	•	•	•	•	•	•	•	•	•
Electric folding side mirrors	•	•	•	•	•	•	•	•	•	•
Heated side mirrors	•	•	•	•	•	•	•	•	•	•
LED headlights	-	-	•	-	•	•	•	-	•	•
LED Daytime Running Lights (DRL)	•	•	•	•	•	•	•	•	•	•
LED tail lights	-	-	•	-	•	•	•	-	•	•
Rear spoiler with high mounted LED stop light	•	•	•	•	•	•	•	•	•	•
Privacy Glass (rear doors back)	-	-	•	-	•	•	•	-	•	•
Solar Glass	•	•	•	•	•	•	•	•	•	•



# Specifications

TUCSON	2.0 MPI Petrol 2WD			1.6 Turbo Petrol GDI AWD				1.6 Diesel AWD		
Model Variant	Entry	Active	Elite	Active	Elite	Limited	N Line	Active	Elite	Limited
EXTERIOR FEATURES:										
Chrome exterior trim	-	-	•	-	•	•	•	-	•	•
Mud guards	•	•	•	•	•	•	•	•	•	•
Roof rails	•	•	•	•	•	•	•	•	•	•
INTERIOR FEATURES:										
N Line suede leather interior trim **	-	-	-	-	-	-	•	-	-	-
Full leather interior trim **	-	-	•	-	•	•	-	-	•	•
Cloth interior trim	•	•	-	•	-	-	-	•	-	-
Leather steering wheel and gearshift trim **	•	•	•	•	•	•	•	•	•	•
Drivers Integrated Memory Seat (IMS) system	-	-	-	-	-	•	•	-	-	•
Driver seat 8-way electric adjustment	-	-	•	-	•	•	•	-	•	•
Passenger seat 6-way electric adjustment	-	-	•	-	•	•	•	-	•	•
Heated front seats	-	-	•	-	•	•	•	-	•	•
Heated rear outboard seats	-	-	•	-	•	•	•	-	•	•
Ventilated front seats	-	-	-	-	-	•	•	-	-	•
Power windows	•	•	•	•	•	•	•	•	•	•
Wireless smart phone charging ***	•	•	•	•	•	•	•	•	•	•
LED interior lighting	-	-	-	-	-	•	•	-	-	•
2nd row split folding function	•	•	•	•	•	•	•	•	•	•
SECURITY:										
Proximity key and engine start / stop button	-	-	•	-	•	•	•	-	•	•
Keyless entry with anti-theft alarm	•	•	•	•	•	•	•	•	•	•
Engine immobiliser	•	•	•	•	•	•	•	•	•	•
Hyundai Active Locking Operation (HALO) including speed sensing auto door locking	•	•	•	•	•	•	•	•	•	•
COMFORT AND CONVENIENCE:										
10.25" touch screen audio system with satellite navigation, radio, MP3 functionality	-	-	-	-	-	•	•	-	-	•
8" touch screen audio system with radio, MP3 functionality	•	•	•	•	•	-	-	•	•	-
Apple CarPlay/Android Auto compatibility	•	•	•	•	•	•	•	•	•	•
4 speakers and 2 tweeters	•	•	•	•	•	-	-	•	•	-
Krell premium audio system w/ 8 speakers including subwoofer	-	-	-	-	-	•	•	-	-	•
Bluetooth handsfree phone system	•	•	•	•	•	•	•	•	•	•
Steering wheel mounted audio and cruise controls	•	•	•	•	•	•	•	•	•	•
Dual front USB inputs	•	•	•	•	•	•	•	•	•	•
Dual 2nd row USB inputs	•	•	•	•	•	•	•	•	•	•
Tri-zone climate control air-conditioning with pollen filter	-	-	•	-	•	•	•	-	•	•
Manual air-conditioning with pollen filter	•	•	-	•	-	-	-	•	-	-

# Specifications

TUCSON	2.0 MPI Petrol 2WD			1.6 Turbo Petrol GDI AWD				1.6 Diesel AWD		
Model Variant	Entry	Active	Elite	Active	Elite	Limited	N Line	Active	Elite	Limited
COMFORT AND CONVENIENCE:										
Automatic windscreen defog	-	-	•	-	•	•	•	-	•	•
Trip computer including distance to empty, average fuel consumption and outside temperature display	•	•	•	•	•	•	•	•	•	•
10.25" colour full TFT driver information display	-	-	-	-	-	•	•	-	-	•
4.2" colour TFT driver information display	•	•	•	•	•	-	-	•	•	-
Illuminated vanity mirror in driver and front passenger sunvisors	•	•	•	•	•	•	•	•	•	•
WEIGHTS AND CAPACITIES:										
Kerb weight (kg) lightest / heaviest	1,429 / 1,579	1,429 / 1,579	1,429 / 1,579	1,538 / 1,692	1,538 / 1,692	1,538 / 1,692	1,538 / 1,692	1,540 / 1,695	1,540 / 1,695	1,540 / 1,695
Towing capacity - braked (kg)	1,650	1,650	1,650	1,650	1,650	1,650	1,650	1,650	1,650	1,650
Towing capacity - unbraked (kg)	750	750	750	750	750	750	750	750	750	750
Fuel tank capacity (litres)	54	54	54	54	54	54	54	54	54	54
Boot capacity (VDA litres) - 2nd row up	503									
Boot capacity (VDA litres) - 2nd row down	1,682									
EXTERIOR DIMENSIONS:										
Wheelbase (mm)	2,680	2,680	2,680	2,680	2,680	2,680	2,680	2,680	2,680	2,680
Overall length (mm)	4,500	4,500	4,500	4,500	4,500	4,500	4,500	4,500	4,500	4,500
Overall width (mm)	1,865	1,865	1,865	1,865	1,865	1,865	1,865	1,865	1,865	1,865
Overall height (mm)	1,615	1,615	1,615	1,615	1,615	1,615	1,615	1,615	1,615	1,615
Wheel track - front / rear (mm)	1,608 / 1,620	1,608 / 1,620	1,604 / 1,615	1,608 / 1,620	1,604 / 1,615	1,604 / 1,615	1,604 / 1,615	1,608 / 1,620	1,604 / 1,615	1,604 / 1,615
Minimum ground clearance (mm)	170	170	170	170	170	170	170	170	170	170
FUEL ECONOMY & EMISSIONS:										
Combined fuel economy (litres per 100km)*	8.6	8.6	8.6	6.9	6.9	6.9	6.9	5.2	5.2	5.2
CO2 Emissions (g/km)	195	195	195	157	157	157	157	135	135	135
WARRANTIES										
10 year / 200,000 km anti perforation corrosion body warranty	•	•	•	•	•	•	•	•	•	•
3 year / 100,000 km mechanical warranty	•	•	•	•	•	•	•	•	•	•
3 year / 100,000 km roadside assistance package	•	•	•	•	•	•	•	•	•	•
•: Standard    -: Not Available										

Specifications, features, equipment and colours shown in this brochure are subject to change without notice or obligation. \*Fuel consumption figures are based on NEDC figures and factory information. These figures are provided to assist you in comparing the fuel consumption of the Tucson range with other vehicles. The actual fuel consumption will depend on many factors, including your driving habits, the prevailing conditions and your vehicle's equipment, condition and use. \*\*Finishes specified as leather contain a combination of genuine leather, polyurethane leather (leather substitute) and man-made materials. \*\*\* Compatible Smartphones only



# Interior colours




Black interior




N Line black interior with red accents

# Exterior colours



Polar White      Shimmering Silver      Dark Knight      Sunset Red



Engine Red      Silky Bronze      Amazon Gray      Phantom Black



Teal      Shadow Grey  
Exclusive to N Line

# Dimensions



Overall Length      4,500  
Wheel Base      2,680



Wheel Tread      1,615      Wheel Tread      1,622  
Overall Width      1,865      Overall Width      1,865


Unit : mm   \* Wheel tread • 17" Wheel (Front/Rear) : 1,620/1,627 • 18" Wheel (Front/Rear) : 1,615/1,622 • 19" Wheel (Front/Rear) : 1,615/1,622


Type	TUCSON		
	Smartstream G2.0	Smartstream G1.6 T-GDi	Smartstream D1.6
Engine type	4-Cylinders DOHC	4-Cylinders DOHC	4-Cylinders DOHC
Displacement (cc)	1,999	1,598	1,599
Max. Power (kW / rpm)	115 / 6,200	132 / 5,500	100 / 4,000
Max. Torque (Nm/rpm)	192 Nm / 4,500 rpm	265 Nm / 1,500-4,500 rpm	320 Nm / 1,500-3,000 rpm
Brakes			
Front	Ventilated discs		
Rear	Solid discs		
Suspension			
Front	MacPherson Strut		
Rear	Multi-Link		
Tire			
235/65R17, 235/60R18, 235/55R19			
Dimensions			
Head Room (mm)	Front (w/Sunroof) / Rear (w/Sunroof)	1,019 (968) / 1,002 (990)	
Leg Room (mm)	Front / Rear	1,052 / 1,050	
Shoulder Room (mm)	Front / Rear	1,464 / 1,422	

- The above values are results from internal testing and are subject to change after validation.
- Some of the equipment illustrated or described in this catalog may not be supplied as standard equipment and may be available at extra cost.
- Hyundai New Zealand reserves the right to change specifications and equipment without prior notice.
- The colour plates shown may vary slightly from the actual colours due to the limitations of the printing process.
- Please consult your dealer for full information and availability on colours and trims.



Call our Hyundai Ambassador Team on **0800 HYUNDAI (498 632)**  
or email us at [customerservice@hyundai.co.nz](mailto:customerservice@hyundai.co.nz)

 Join Hyundai NZ on Facebook [www.facebook.com/hyundainz](https://www.facebook.com/hyundainz)

 See our videos at [www.youtube.com/hyundainz](https://www.youtube.com/hyundainz)

 Follow us on Instagram @HyundaiNZ

**[www.hyundai.co.nz](http://www.hyundai.co.nz)**

Brochure-Tucson\_09/21